

啟德體育園 公眾參與活動報告

民政事務局
二零一六年十月

目錄

第一章： 行政摘要

第二章： 引言

第三章： 公眾參與活動內容

3.1 項目網站

3.2 意見調查

3.3 巡迴展覽

3.4 推動青年人參與

3.5 諮詢區議會

3.6 民政事務局公共事務論壇

3.7 無障礙設計座談會

3.8 向海濱事務委員會轄下的啟德海濱發展專責小組進行簡報

3.9 馬逢國議員舉辦的諮詢會

第四章： 公眾參與活動的調查結果

4.1 意見調查的結果

4.2 收集到的意見和建議

附件清單

附件 1：啟德體育園的總綱發展示意圖

附件 2：意見調查表格樣本

附件 3：巡迴展覽時間表

附件 4：與區議會轄下委員會進行會議的記錄：

a) 二零一六年四月二十八日與九龍城區議會轄下地區設施管理委員會進行的會議

b) 二零一六年五月二十四日與黃大仙區議會轄下地區設施管理委員會進行的會議

附件 5：二零一六年六月十五日啟德體育園無障礙設計座談會出席機構名單

附件 6：政策二十一有限公司的意見調查報告

第一章：行政摘要

- 11 在二零一六年五月二十日至七月十九日期間，民政事務局進行了為期兩個月的啟德體育園（體育園）項目公眾參與活動，目的是讓市民了解工程項目的最新進展情況和收集公眾對體育園的意見。公眾參與活動包括推出一個新的專屬網站（[www. KaiTakSportsPark. hk](http://www.KaiTakSportsPark.hk)）、進行意見調查、在全港各區舉辦巡迴展覽、舉辦中學生意見分享會、諮詢各區議會，以及在不同論壇中與各相關人士進行會議。
- 12 公眾參與活動結束時，民政事務局共收回約 6 500 份填妥的問卷。除了問卷外，民政事務局亦收到約 90 封來自市民、體育界、一名立法會議員和各專業團體的信件與電郵，他們均就體育園發表意見。
- 13 意見調查的主要結果扼述如下：
- 超過 90% 受訪者「同意」或「非常同意」發展體育園。
 - 超過 85% 受訪者同意體育園應：(i) 吸引國際大型體育活動及其他活動來港舉行；(ii) 為本地運動員提供更多機會在主場作賽；(iii) 方便市民做運動；以及(iv) 提供公共空間和休憩用地。
 - 超過 85% 受訪者「同意」或「非常同意」體育園的三項主要設施（即主場館、室內體育館和公眾運動場）將有助推動香港的體育發展。
 - 大部分受訪者均表示當體育園建成後，他們有興趣使用園內的設施。總結所有受訪者的意見，最受歡迎的三項活動分別是「在三項主要設施內觀賞體育或其他活動」、「和家人或朋友到體育園玩樂」和「使用室內體育館進行球類運動或參加康體活動」。
- 14 進行公眾參與活動期間，民政事務局收到大量建議和意見，內容圍繞體育園的推行和管理、體育園內體育項目和配套設施的種類、主要活動場地的規模／可容納觀眾人數，以及與周邊發展項目的連接與融合。所接獲的意見與建議主要概述如下：
- 支持早日落實體育園項目；
 - 增加室內體育館和主場館的座位數目；
 - 提供現時擬議項目範圍內未有涵蓋的設施，包括游泳池、草地滾球場、主場館內的田徑跑道、木球場、小型賽車／賽車賽道、攀爬設施和水上活動中心；
 - 確保體育園與鄰近地區妥善連繫，並促進與海濱環境融合；
 - 確保主場館的可開合上蓋能隔阻聲浪；

- 確保主場館和公眾運動場內提供優質可靠的草地；
- 應優先進行體育活動，但同時容許舉行其他對外開放的活動，藉此提升活力和增加額外收入；
- 在體育園內闢設購物中心、紀念品商店和夜市以提升其財政營運能力。

第二章：引言

- 2.1.1 體育園是政府近數十年來在體育基建方面最重要的投資。體育園位於前國際機場北面停機坪，佔地逾 28 公頃，落成後將是全港最大的體育公園。
- 2.1.2 在二零零四至二零零六年期間，政府曾就如何使用前啟德機場的用地，分三個階段進行公眾參與活動，以收集市民和有關各方的意見。公眾普遍預計啟德會發展為一個集體育、休閒、娛樂、旅遊和優質居所於一身的樞紐。過去數年，民政事務局曾就發展體育園進行多項顧問研究，務求使體育園的規劃和發展項目既可滿足社區對體育運動和康樂設施的需要，又可提供先進的多用途體育場館以舉辦高水平賽事，並協助推動本港體育的發展，包括向不同年齡和體能的人士推廣做運動的樂趣和好處、吸引更多大型國際體育活動來港舉行，以及為精英運動員提供更多機會在港作賽。
- 2.1.3 體育園共有三項主要體育設施，包括一個可容納約 50 000 名觀眾的主場館、一個可容納約 5 000 名觀眾的公眾運動場和一個多用途的室內體育館。該室內體育館設有一個主場和一個副體育館，其中主場最少可容納 7 000 名觀眾和可提供相當於約 30 個標準羽毛球場的活動空間。體育園內亦設有大片的公眾休憩用地，提供如戶外球場、緩跑徑、單車徑等動態運動設施，以及其他如兒童遊樂設施、健身區、園景公園等靜態休憩設施。體育園內亦提供商業設施，包括零售及餐飲店舖、體育健康中心和泊車位。體育園的總綱發展示意圖載於**附件 1**。
- 2.1.4 在二零一六年五月二十日至七月十九日期間，民政事務局進行了一項為期兩個月的公眾參與活動，以期讓市民知悉有關體育園規劃的最新發展情況，並聽取他們對該項目的意見。其間，民政事務局透過不同渠道收集建議和意見，包括意見調查、網上意見書、書面意見，以及與各個相關團體進行會議和為他們舉行簡介會。詳情載於隨後各章內。

第三章：公眾參與活動內容

31 項目網站

31.1 全新的專屬網站(www.kaitaksportspark.hk)已於二零一六年五月二十日推出，目的是向市民提供有關該項目的資料和最新消息。該網站載有體育園的願景與目的、交通連繫、總綱發展藍圖、擬建設施等。市民除可透過網上的意見調查、意見回饋頁面和電郵發表意見外，亦可在該網站進行登記以獲取有關該項目的最新資訊。

32 意見調查

32.1 民政事務局委聘政策二十一有限公司設計和進行意見調查，以收集和分析公眾對體育園的意見。體育委員會轄下的專責小組曾對問卷調查的問題提出建議，而有關建議經審議後已獲得採納。該問卷已上載至項目網站，並置於各巡迴展覽中以供索閱。

32.2 意見調查主要分四部分：(1)公眾有多期盼建設一個大型體育園；(2)公眾對體育園角色的看法；(3)體育園可如何有助推動香港體育的發展；(4)公眾有多大興趣造訪和使用體育園內的設施。意見調查表格的樣本載於附件 2。

33 巡迴展覽

33.1 全港共有 28 個地點舉辦相關展覽，並以雙語(即中文和英文)展版解釋體育園的背景、願景和特色。這些展覽由曾受訓的員工當值，負責向參觀的市民介紹該項目和邀請他們參與意見調查。巡迴展覽的時間表載於附件 3。

34 推動青年人參與

34.1 為推動青年人參與體育園的發展和收集他們對體育園的意見，民政事務局曾去信約 70 間中學，提議舉辦展覽和與學生舉行交流會。結果，民政事務局先後在十間學校(即拔萃女書院、香港培正中學、聖母院書院、仁濟醫院王華湘中學、寶覺中學、香港道教聯合會青松中學、保良局第一張永慶中學、東華三院黃笏南中學、梁式芝書院和香港聖公會何明華會督中學)舉辦了展覽。此外，民政事務局又分別與四間中學(即拔萃女書院、仁濟醫院王華湘中學、寶覺中學和高雷中學)的學生舉行分享會。

35 諮詢區議會

35.1 民政事務局曾分別於二零一六年四月二十八日和五月二十四日，向九龍城區議會和黃大仙區議會轄下的地區設施管理委員會講解該項目的最新進度及其公眾參與計劃。有關該兩次會議的會議記錄載於附件 4。民政事務局曾於二零一六年五月三日向觀塘區議會發送

資料文件以供傳閱，該區區議員並無提出異議。

36 民政事務局公共事務論壇

361 民政事務局於二零一六年六月二十日在其網上的公共事務論壇 (www.forum.gov.hk) 上，開出了一個有關體育園發展的議題，以便收集市民的意見。

37 無障礙設計座談會

371 民政事務局於二零一六年六月十五日與關注殘疾人士的團體舉行座談會，以收集有關團體對無障礙設計及其他設計事宜的意見。是次共有 21 間機構出席該座談會，有關出席機構的名單載於**附件 5**。

38 向海濱事務委員會轄下的啟德海濱發展專責小組進行簡報

381 民政事務局曾邀請海濱事務委員會轄下的啟德海濱發展專責小組，出席於二零一六年七月十三日舉行的簡報會。該專責小組的主席及十名成員出席了該簡報會。

39 馬逢國議員舉辦的諮詢會

391 二零一六年六月十四日，民政事務局參加由立法會體育、演藝、文化及出版界議員馬逢國舉辦的諮詢會。會上約有 60 名體育和娛樂界別的代表出席。

第四章：公眾參與活動的調查結果

41 意見調查的結果

- 41.1 公眾參與活動結束時，我們共收到 **6 454** 份已填妥的問卷，當中有 3 753 份在網上遞交，而其餘的 2 701 份則在巡迴展覽中收到。
- 41.2 大多數的受訪者(超過九成)均表示「期盼」或「非常期盼」能早日落實體育園項目。約有 3%的受訪者表示「不期盼」或「非常不期盼」興建體育園。
- 41.3 關於體育園擔當的角色，大約九成受訪者「同意」或「非常同意」體育園應：**(i)**提供大型體育場館供國際比賽和吸引盛事在香港舉行；以及**(ii)**讓本地運動員有更多機會在港作賽。約有 **85%**的受訪者「同意」或「非常同意」體育園應**(iii)**方便市民做運動；以及**(iv)**提供公共空間和休憩用地。少於 6%的受訪者表示「不同意」或「非常不同意」體育園擔當上述的角色。
- 41.4 超過 **85%**的受訪者均「同意」或「非常同意」體育園的三項主要設施將有助推動香港體育的發展。約有 4%的受訪者表示「不同意」或「非常不同意」這點。
- 41.5 此外，受訪者表示當體育園建成後，他們有興趣使用園內的設施。在收到的意見中，最受歡迎的活動是「觀賞於三項主要設施內舉辦的體育或其他活動」(83%)，其次為「與家人或朋友到體育園玩樂」(73%)和「在室內體育館參加球類活動和康體活動」(72%)。有 68%的受訪者表示有興趣「於公園休憩散步」，65%的受訪者喜愛「在園內騎單車」，而 63%的受訪者則希望在「在公眾運動場緩跑或健行」。約有 54%的受訪者想在體育園內購物和飲食，另有 48%的受訪者表示有興趣在公眾運動場參加陸運會。
- 41.6 由政策二十一有限公司擬備的調查報告載於**附件 6**。

42 收集到的意見和建議

- 42.1 在進行公眾參與活動期間，民政事務局透過第三章所述的活動，以及約 90 份以信件或電郵方式提交的意見書，收集到不少意見和建議，現概述於以下文段。

落實體育園

- 422 在收集到的意見中，絕大多數均表示支持興建體育園，部分更促請早日落實有關項目。不少意見認為，體育園將有助提高市民對做運動和奉行健康生活模式的意識，並能配合國際體育賽事的要求。有意見要求政府訂定詳細的落實時間表。有一份意見書要求政府分階段落實體育園項目，即首先興建公眾運動場和室內體育館，隨後才興建主場館。

設施的規模

- 423 在收集到的意見中，有人提議增加室內體育館的座位數目，以便配合體育賽事漸受歡迎的趨勢，並應付國際體育組織可能對大型賽事的要求所作的修改。有意見要求應在主場館內提供最少 55 000 至 60 000 個座位。亦有一份意見書建議提供一個較大的平台層，以增加活動空間。

擬提供的體育設施

- 424 有意見認為體育園內的設施應具多項功能，以便可供不同的體育運動使用。除了已納入項目範圍的體育運動外，亦有意見要求提供游泳、草地滾球、木球、手球、沙灘排球／沙灘手球、小型賽車、賽車、網球、攀石、水上運動等設施。此外，又有意見建議在主場館內闢設田徑跑道。

交通便利和與其他地方的連繫

- 425 我們收到不少意見，表示往來體育園應交通方便，並可利用多種交通工具(包括車輛、巴士和鐵路)到達。此外，我們收到意見表示，體育園應設有渡輪接駁服務，這不但可推廣水路交通，而且方便疏散群眾。有意見認為，體育園必須與鄰近地區(包括馬頭角與土瓜灣一帶、海濱區域和啟德郵輪碼頭)建立良好連繫，以便使體育園融入社區，並可使該區保持蓬勃興旺。另有建議認為，體育園項目應包括推行小海灣區發展計劃，以便使體育園與海濱一帶融為一體。有些意見則關注在體育園與啟德發展計劃內其他地方之間，以及與附近的港鐵站之間，有否設施方便行人往來。有建議認為，應在體育園與附近港鐵站之間興建有蓋行人通道。

- 426 我們收到一項要求，希望我們能提供體育園的立體和橫切面圖則，以便公眾可透過肉眼觀察該項工程項目和想像該項目如何與鄰近地區建立連繫，並提供詳細資料，說明平台層與街道之間的縱向連繫、園內提供的泊車設施、行車通道和前往附近港鐵站的步程。

對附近住宅發展項目造成噪音影響

- 427 我們收到的意見表示，主場館的可開合上蓋應可隔阻聲浪，以便晚上舉行演唱會時可避免產生噪音滋擾。有一份意見書提出，應採用固定上蓋而非可開合式，以方便籌備和舉行演唱會。此外，亦有意見認為政府宜審慎考慮應否採用可開合式上蓋，因為成本高昂。

優質草地球場

- 428 很多意見書表示，發展體育園項目成功與否，關鍵在於體育園能否為大型體育活動提供優質可靠的草地球場。有一份意見書表示，草坪系統應採用靈活設計，讓各類活動均可在主場館舉行，而無須擔心會否對草坪造成破壞，而政府亦應顧及娛樂業界的需要，為他們提供合適的地面以舉辦娛樂活動。

設施使用

- 429 有建議指，體育活動應較文娛活動有優先權使用園內設施，而使用公眾運動場舉行學校運動會和使用室內體育館的收費亦應該要合理。有市民建議，政府應避免令主場館淪為另一個香港體育館，只供舉行各類演唱會。另有意見表示，在沒有活動舉行的日子，體育園應舉辦一些配合或符合其宗旨的活動，又或者開放予公眾進行社區體育活動。此舉不但可增加額外收入，更可確保體育園全年均保持活力與動感。有一項意見認為，在舉辦體育與非體育活動之間應作出協調，以便為體育園增添活力。有一份意見書要求主場館的設計須顧及文娛活動的需要；另有一份意見書則要求提供有關安排舉行大型活動次數的資料。

營商能力

- 4210 有建議認為體育園應為與運動相關的行業，如運動器材、運動服裝、運動醫療等，提供營商機會。有意見則認為體育園內應設有大型零售商舖、商業辦公室、紀念品店舖(售賣香港體育代表隊的產品)，並容許設立夜市以吸引本地市民和旅客光顧，以提升營商能力。有些意見指，政府可為室內體育活動(如冰上運動和保齡球)預留商業空間。有些意見表示支持在體育園內設置酒店，以便可為運動員和訪客提供住宿地方。有一份意見書要求提供有關經營酒店、辦公室和零售商舖的詳情。

無障礙設計

- 4211 有意見表示應審慎考慮體育園的設計和使用的建築材料，以便照顧不同殘疾人士，包括視障或聽障人士和輪椅使用者的需要，例如：應為殘疾人士預留足夠的泊車位數目和面積較大且設有滑動門的廁所；應在樓梯設有足夠的凸字指示；應設有平坦堅固的行人路以供輪椅進出。另有意見提出，體育園應促進傷健共融，在設計(例如設計遊樂場設施)時應採用以人為本的共融策略。

形象、品牌和建築設計

- 4212 部分建議書指出，體育園的設計應形象鮮明；另有建議認為，場館應實用與美觀兼備，使其成為香港城市中的特色建築。有些人提議，體育園和鄰近地區(例如車站廣場)的設計應採用鮮明的主題和品牌。

環境考慮因素

- 4213 有些建議指，體育園應減少硬地路面範圍，並採用草披地面或搭建帳篷以減輕熱島效應。另有建議認為，所有建築物的天台(可開合上蓋除外)應進行綠化工作，以降低熱度和使建築物更具特色。有些建議指，在實際可行情況下，應盡量採用可再生能源的發電方法，例如「漂浮太陽能發電廠」、從海藻中提取生物燃料、風力發電機等。有一項意見指，日後設計小組應研究興建半沉降式的體育館是否可行，以便使體育館更能與周圍環境融合。

採購方法

- 4214 有一份意見書提出，「設計－興建－營運」的方案對體育園的設計缺乏監控，政府應研究採取有效機制，以確保設計具備良好質素，並建議舉辦設計比賽。

辦公地方

- 4215 有些建議認為，體育園的辦公大樓應提供足夠空間以容納「各體育總會」，並預留地方供其擴展之用。

現有體育設施的未來路向

- 4216 由於一向在香港大球場舉辦的賽事／活動最終可能會移師至體育園的主場館舉行，因此有意見關注香港大球場的未來路向。有一份意見書要求制訂全面而長遠的體育發展計劃，以釋除體育界的疑慮，免得他們擔心日後體育園落成後，現有的設施不知何去何從。

啟德體育園的總綱發展示意圖



填入數據後即成 限閱文件
只有獲授權人士可閱讀本文件內容

地點：_____

訪問員編號：

E_____

日期：_____月_____日

時間：_____

「啓德體育園」意見調查

Questionnaire Survey on "Kai Tak Sports Park"

「啓德體育園」(Kai Tak Sports Park) 位於前啟德國際機場北面停機坪，面向維多利亞港，將會是香港最大的體育公園。「啓德體育園」有助實現政府的體育發展政策：(一) 促進全民運動普及化，(二) 支持精英體育發展，及(三) 確立香港作為亞洲體育盛事之都。

Kai Tak Sports Park is located on the north apron of the former Kai Tak International Airport, fronting the Victoria Harbour. It will become the largest sports park for the people of Hong Kong. Kai Tak Sports Park will contribute significantly to the achievement of the Government's sports development policy objectives which are to (a) promote sports in the community, (b) support the development of elite sports, and (c) establish Hong Kong as a sports events capital in Asia."

先生／小姐您好，我是政策二十一有限公司的訪問員，我們受民政事務局委託進行一項「啓德體育園」公眾意見調查，以了解市民對啓德體育園發展的意見。現誠邀您參與本問卷調查，提供寶貴意見。您所提供的意見對調查有極大的幫助。所得資料將會保密，只用作統計，不作個別報告。

Hello, Sir/Madam, I am an interviewer of Policy 21 Ltd. We are now commissioned by Home Affairs Bureau for conducting a Public Opinion Survey for the Kai Tak Sports Park so as to solicit views on the development from Hong Kong people. We cordially invite you to participate in the survey to provide your valuable opinion. Please be assured that the information provided will be kept in strict confidence, and will only be reported in aggregate form.

「啓德體育園」意見調查

Questionnaire Survey on “Kai Tak Sports Park”

1. 你是否期盼香港盡快建設一個大型體育公園，供市民休閒運動、觀看體育比賽 及參加大型活動？用 1 至 5 來評分，5 表示非常期盼，1 表示非常不期盼。

To what extent do you wish to see the development of a large sports park in the near future for Hong Kong people to do exercise and take part in large-scale sports and other events? Please rate from 1 to 5, 5 refers strongly wish, 1 refers to strongly not wish.

非常 不同意	不同意	中立	同意	非常 同意
Strongly Disagree	Disagree	Neutral	Agree	Strongly Agree
(1)	(2)	(3)	(4)	(5)
<input type="checkbox"/>	<input type="checkbox"/>	<input type="checkbox"/>	<input type="checkbox"/>	<input type="checkbox"/>

2. 你覺得啓德體育園應擔當什麼角色？用 1 至 5 來評分，5 表示非常同意，1 表示非常不同意。

To what extent do you agree with the following statements about the role of Kai Tak Sports Park? Please rate from 1 to 5, 5 refers to strongly agree, 1 refers to strongly disagree.

	非常 不同意	不同 意	中立	同意	非常同 意
	Strongly Disagree (1)	Disag (2)	Neutral (3)	Agree (4)	Strongly Agree (5)
a. 方便市民做運動 Facilitate the community to exercise	<input type="checkbox"/>	<input type="checkbox"/>	<input type="checkbox"/>	<input type="checkbox"/>	<input type="checkbox"/>
b. 提供公共空間和休憩用地 Provide open space for leisure and public use	<input type="checkbox"/>	<input type="checkbox"/>	<input type="checkbox"/>	<input type="checkbox"/>	<input type="checkbox"/>
c. 讓本地運動員有更多機會在港作賽 Provide more opportunities for local athletes to compete on home ground	<input type="checkbox"/>	<input type="checkbox"/>	<input type="checkbox"/>	<input type="checkbox"/>	<input type="checkbox"/>
d. 提供大型體育場館供國際比賽 及吸引盛事在香港舉行 Attract major international sports and other events to Hong Kong	<input type="checkbox"/>	<input type="checkbox"/>	<input type="checkbox"/>	<input type="checkbox"/>	<input type="checkbox"/>

3. 你有幾同意啓德體育園擬建的設施有助推動香港的體育發展？用 1 至 5 來評分，5 表示十分同意，1 表示十分不同意。

To what extent do you agree that the following sports facilities in Kai Tak Sports Park would help promote sports development in Hong Kong? Please rate from 1 to 5, 5 refers to strongly agree, 1 refers to strongly disagree.

		非常不同意	不同	中立	同意	非常同意
		Strongly Disagree (1)	Disag	Neutral (3)	Agree (4)	Strongly Agree (5)
a.	主場館：可容納約 50 000 名觀眾，可舉行足球、欖球比賽，及其它大型活動 The main stadium for about 50 000 spectators, which may be used for football and rugby matches, and other large-scale events	<input type="checkbox"/>	<input type="checkbox"/>	<input type="checkbox"/>	<input type="checkbox"/>	<input type="checkbox"/>
b.	室內體育館：可容納約 7000 名觀眾，在沒有比賽時變身為相等於大約 30 個羽毛球場的社區體育中心 The indoor sports arena for about 7 000 spectators, convertible to a community sports centre providing around 30 badminton courts or equivalent	<input type="checkbox"/>	<input type="checkbox"/>	<input type="checkbox"/>	<input type="checkbox"/>	<input type="checkbox"/>
c.	公眾運動場：可容納約 5 000 名觀眾，供田徑、足球比賽及市民緩跑健步 The public sports ground for about 5 000 spectators for athletic meets, football matches, community jogging and exercise	<input type="checkbox"/>	<input type="checkbox"/>	<input type="checkbox"/>	<input type="checkbox"/>	<input type="checkbox"/>

4. 你有興趣使用啓德體育園的設施嗎？

Are you interested in using the facilities in Kai Tak Sports Park?

		沒有興趣 Not interested (1)	未決定 Not yet decided (2)	有興趣 Interested (3)
a.	觀賞於主場館/室內體育館/公眾運動場舉辦的體育或其他活動 Watch sports or other events in the main stadium/ indoor sports centre/ public sports ground	<input type="checkbox"/>	<input type="checkbox"/>	<input type="checkbox"/>
b.	使用室內體育館打羽毛球、乒乓球、籃球或參加其他球類及康體活動 Play badminton, table tennis, basketball, other ball games or take part in leisure activities in the indoor sports centre	<input type="checkbox"/>	<input type="checkbox"/>	<input type="checkbox"/>
c.	在公眾運動場參加陸運會 Take part in athletic meets in the public sports ground	<input type="checkbox"/>	<input type="checkbox"/>	<input type="checkbox"/>
d.	在公眾運動場緩跑或健行 Jog or exercise in the public sports ground	<input type="checkbox"/>	<input type="checkbox"/>	<input type="checkbox"/>
e.	於公園休憩散步 Stroll and relax in the park	<input type="checkbox"/>	<input type="checkbox"/>	<input type="checkbox"/>
f.	在體育園內騎單車 Cycling in sports park	<input type="checkbox"/>	<input type="checkbox"/>	<input type="checkbox"/>
g.	購物和飲食 Shopping and dining	<input type="checkbox"/>	<input type="checkbox"/>	<input type="checkbox"/>
h.	和家人或朋友到體育園玩樂 Enjoy the park with family or friends	<input type="checkbox"/>	<input type="checkbox"/>	<input type="checkbox"/>
i.	其他，請註明： Others, please specify: _____	<input type="checkbox"/>	<input type="checkbox"/>	<input type="checkbox"/>

5. 你對啓德體育園有其他意見嗎？

Do you have other comments on Kai Tak Sports Park?

個人資料 Personal information

6. 性別 Gender

- 1 男 Male
2 女 Female

7. 年齡 Age

- 1 18 歲 以下 Below 18
2 18 - 29 歲 18-29
3 30 - 44 歲 30-44
4 45 - 59 歲 45-59
5 60 - 69 歲 60-69
6 70 歲 或 以上 70 or above

8. 在最近一年，你多久做一次運動？ In the past year, how frequently did you do physical exercise?

- 1 一星期多於一次 More than once a week
2 約一星期一次 Once a week
3 約一個月一次 Once a month
4 約一個月兩或三次 Twice or three times a month
5 約數月一次 Once a few months
6 很少或沒有做運動 Little or no physical exercise

9. 居住地區 Residence

香港島

Hong Kong Island

- 1 中西區 Central And Western
2 南區 Southern
3 灣仔區 Wan Chai
4 東區 Eastern

九龍

Kowloon

- 5 油尖旺區 Yau Tsim Mong
6 深水埗區 Sham Shui Po
7 九龍城區 Kowloon City
8 黃大仙區 Wong Tai Sin
9 觀塘區 Kwun Tong

新界

New Territories

- 10 西貢區 Sai Kung
11 沙田區 Shatin
12 大埔區 Tai Po
13 北區 North District
14 荃灣區 Tsuen
15 葵青區 Kwai Tsing
16 屯門區 Tuen Mun
17 元朗區 Yuen Long
18 離島區 Islands

其他

Other

- 19 內地
20 海外 Overseas

-完 The End -

巡迴展覽時間表

日期	地點
二零一六年五月二十至二十二日	藍田東社區會堂 香港中央圖書館 友愛體育館
二零一六年五月二十三至二十九日	啟德社區會堂 伊利沙伯體育館 大埔墟體育館
二零一六年五月二十三至七月十九日	掃桿埔奧運大樓 香港體育學院
二零一六年五月三十至六月二日	柴灣體育館
二零一六年五月三十至六月五日	彩雲社區中心 源禾路體育館
二零一六年六月三至六日	麥花臣場館
二零一六年六月六至十二日	鯉魚門體育館 蕙荃體育館
二零一六年六月七至十二日	馬鞍山公共圖書館
二零一六年六月十三至十九日	蒲崗村道體育館 九龍公園體育館 鳳琴街體育館
二零一六年六月十九日	香港迪士尼樂園度假區-奧運歡樂跑 2016
二零一六年六月二十至二十六日	佛光街體育館 香港公園體育館 香港體育館
二零一六年六月二十七至七月三日	紅磡社區會堂 坑口體育館 北河街體育館
二零一六年六月二十七至七月八日	聖公會基福小學-全港小學體育獎勵計劃
二零一六年七月四至七月十日	長發體育館
二零一六年七月十一日	香港禮賓府-里約 2016 奧運會 中國香港 代表團授旗典禮

九龍城區議會
文娛康樂及地區設施管理委員會第三次
會議記錄

日期： 2016 年 4 月 28 日 (星期四)

時間： 下午 2 時 30 分

地點： 九龍城民政事務處會議室

出席者：

主席： 張仁康議員, MH

副主席： 梁婉婷議員

委員： 鄭葆賢議員

何顯明議員, MH (於下午 6 時 48 分離席)

左匯雄議員

鄭利明議員

吳奮金議員

丁健華議員 (於下午 6 時 22 分離席)

林德成議員 (於下午 2 時 42 分出席)

(於下午 6 時 48 分離席)

林 博議員

余志榮議員 (於下午 6 時 49 分離席)

楊振宇議員 (於下午 4 時 57 分離席)

何華漢議員 (於下午 4 時 46 分離席)

楊永杰議員 (於下午 3 時 05 分出席)

關浩洋議員

黎廣偉議員 (於下午 2 時 42 分出席)

(於下午 4 時 48 分離席)

李慧琼議員, JP (於下午 3 時 04 分出席)

(於下午 5 時 02 分離席)

蕭亮聲議員 (於下午 4 時 58 分離席)

陸勁光議員 (於下午 3 時 10 分出席)

(於下午 6 時 25 分離席)

邵天虹議員

吳寶強議員

潘國華議員

秘書： 莊璧如女士

九龍城民政事務處行政主任(區議會)3

缺席者： 勞超傑議員

列席者：

劉美儀女士	九龍城民政事務處高級聯絡主任(專責事務及何文田)
郭麗娟女士	九龍城民政事務處高級行政主任(地區管理)
余文俊先生	九龍城民政事務處一級行政主任(地區管理)
王奕豪先生	九龍城民政事務處行政主任(地區管理)
鄧敏華女士	康樂及文化事務署九龍城區總康樂事務經理
楊月娥女士	康樂及文化事務署九龍城區康樂事務經理
湯德欣女士	康樂及文化事務署九龍城區副康樂事務經理(分區支援)
李步雲先生	康樂及文化事務署九龍城區副康樂事務經理 2
張國偉先生	康樂及文化事務署高級經理(九龍西文化事務)
劉少梅女士	康樂及文化事務署經理(九龍西)市場推廣及地區活動
盧慶坤先生	康樂及文化事務署圖書館高級館長(九龍城區)
王萍萍女士	康樂及文化事務署土瓜灣公共圖書館館長

應邀出席者：

議程三、四、十四及十五	羅荔丹女士	民政事務局首席助理秘書長(康樂及體育)2
	麥尚青先生	民政事務局高級建築師(康樂及體育)
	李淑明女士	康樂及文化事務署高級行政主任(策劃事務)6
	葉綺華女士	康樂及文化事務署行政主任(策劃事務)6/2
議程五	梁一鵬先生	九龍城民政事務處總務秘書
議程六	雷震寰先生	香港理工大學「綠化平台計劃」專責組主席
	吳麗娟女士	香港理工大學傳訊及公共事務總監
	孫頌強先生	香港理工大學校園發展總監
	黎瑞玲女士	香港理工大學傳訊及公共事務高級經理

* * * * *

主席歡迎各位委員及部門代表出席會議，並表示歡迎接替趙錦珍女士為九龍城民政事務處高級聯絡主任(專責事務及何文田)的劉美儀女士，及接替勞麗芳女士為康樂及文化事務署(下簡稱「康文署」)九龍城區康樂事務經理的楊月娥女士。主席就趙錦珍女士及勞麗芳女士過往對委員會作出的貢獻表示衷心的謝意。在進入議程前，他請委員留意，若稍後討論的事項與其物業業權、職業或投資等個人利益有所衝突，委員務必在討論議題前申報，以便他考慮是否需要請有關委員於討論或表決時避席。

通過上次會議記錄

2 秘書處沒有收到任何修訂建議。第2次會議記錄獲委員會一致通過。

地區小型工程項目

2016-17年度康樂及文化事務署轄下康樂場地的小型改善工程 (文件第22/16號)

3 康文署總康樂事務經理(九龍)鄧敏華女士介紹文件。

4 主席請委員備悉附件一上共14項由康文署主導的地區小型工程撥款項目的進度。

新議事項

啟德車站廣場價值管理工作坊工作報告 (文件第 23/16 號)

啟德體育園區的進展及公眾參與活動 (文件第 24/16 號)

強烈要求於啟德區增設公共游泳設施 (文件第 34/16 號)

要求盡快落實啟德大道公園興建事宜 (文件第 35/16 號)

5 鑑於文件第23/16號、24/16號、34/16號及35/16號屬於相關議題，委員一致同意一併處理。

6 康文署高級行政主任(策劃事務)6李淑明女士介紹文件第23/16號。

7 民政事務局首席助理秘書長(康樂及體育)2羅荔丹女士介紹文件第24/16號。

8 文件第34/16號及第35/16號由梁婉婷議員及何華漢議員聯署，並由何華漢議員代表介紹文件。他對體育園的規劃表示失望，指出規劃欠缺有關“水”的主題。

9 主席請委員參閱由康文署提交的席上文件第8及9號書面回應。

D 何華漢議員表示贊成擬建的越野單車場地及人造草地滾球場，並查詢兩項設施落成後的管理問題及方案，以及設施對外開放及營運的模式。他認為若交由專辦團體以會員收費方式營運設施，市民會感到失望。

1 鄭利明議員表示啟德車站廣場是香港難得的大型廣場用地，認為署方於廣場擬建形形式式的設施純粹為滿足各持份者的要求，或會浪費珍貴的用地，建議興建更有創意的地標式廣場進行文化滙演、大型集會或社區活動。

2 何顯明議員表示規劃署曾舉辦有關廣場的諮詢會，查詢署方有否與規劃署溝通並納入該諮詢會的相關意見。他認為現時的規劃未有突顯舊啟德機場的歷史性，建議以舊啟德機場為主題，加入縮影版跑道及控制塔等作為廣場的地標性特色，希望藉此勾起市民對舊啟德機場的回憶，並查詢民航處有否參與項目及提供協助。他認為廣場毋須有過多的休憩公園，以免使用率低導致浪費土地資源。

B 李慧琼議員查詢廣場會否提供足夠的空間舉行各類型的活動，並建議除了休憩空間及各類設施外，加入動態活動如墟集、文藝主題活動及美食活動。此外，她建議於廣場加入區內的歷史元素，如開拓沙中線過程中發掘的古井。

4 楊振宇議員查詢廣場的建造時間表及預計啟用時間，並表示由於項目涉及不同持份者，查詢署方會否在廣場啟用後適時檢討，並因應市民需要作出調整。

5 康文署李淑明女士的綜合回應如下：

- (一) 署方舉辦工作坊的目的是了解各持份者對廣場功能的意見及平衡各方需要。參與工作坊的持份者包括區議員、規劃署及啟德專員辦事處的成員均希望廣場的整體設計上有統一的主題及足夠的空間舉辦各項活動。建築署現正就相關意見進行設計工作，在完成設計後會再諮詢委員會的意見；
- (二) 為配合廣場的氛圍，廣場以提供休閒單車場地及人造草地滾球場為主要的動態活動，其餘設施會較為開放及傾向靈活處理；

- (三) 廣場仍在初步設計階段，日後的管理及營運模式會諮詢屬會及參考康文署過往對類似設施採取的管理方式；
- (四) 建築署現正就工作坊所收集的意見進行整合及設計工作，並會適時向委員會提供設計圖則並諮詢委員意見。至於宋皇臺發掘的文物正由相關的鐵路工程公司及古物古蹟辦事處處理，署方會密切留意有關進展；
- (五) 署方及建築署會因應廣場周遭的整體發展作出相應的設計。廣場除需要聯繫啟德區內其他的發展及規劃中的公園外，亦會保持其獨特交通樞紐模式的發展方向。而已開放使用的跑道公園則以機場的歷史為主題；及
- (六) 由於項目涉及多方持份者，署方須待建築署落實廣場設計後才能提供相關的工務工程時間表。一般政府工務工程約需時三至四年完成規劃及設計，屆時再申請撥款；而建築期則要視乎撥地情況，一般項目約需時二至三年完成。

6 康文署鄧敏華女士表示現時康文署轄下的單車場地及人造草地滾球場是開放予公眾人士使用，並由署方職員負責管理。現階段未有計劃以會員制方式營運擬建啟德車站廣場內的單車場及人造草地滾球場。

7 主席表示曾有其他議會建議原址保留宋元古蹟及舊機場控制塔的設備，建議設計廣場時可再作討論。

8 何顯明議員認為跑道尾的公園是多餘的，使用率十分低，要求署方考慮加入縮影版跑道及控制塔等作為廣場的地標性特色。

9 主席要求署方備悉委員的意見，並進入討論文件第 24/16 號及第 34/16 號。

10 何華漢議員指出體育園區內及機電工程署對面地段均有規劃興建室內體育館，因此啟德新區未必需要兩個室內體育館，查詢局方會否考慮改建其中一個室內體育館為室內游泳池。他表示支持興建體

育園，認為香港作為一個國際大都會，需要場地舉辦大型國際賽事及藉此振興旅遊業。他指出體育園能容納大量觀眾，交通規劃主要依靠土瓜灣港鐵站，查詢局方會否規劃其他交通配套，並建議增設體育城碼頭，以水路線連接郵輪碼頭、體育城碼頭、金鐘碼頭及紅磡碼頭，疏導人流。此外，他希望局方提供噪音數據分析報告供委員參閱。

- 1 **何顯明議員**表示都會公園內有六百米明渠，表面以草覆蓋，建議局方向規劃署或土木工程拓展署查詢該土地的發展機會。此外，他指出體育園設計欠缺過往曾提及的單軌鐵路及旅遊車的交通配套設施，認為老弱婦孺及比賽隊伍均需使用旅遊車出入場館。
- 2 **李慧琼議員**認為游泳池是區內居民的實際需要，希望署方考慮增建。此外，她希望署方確認體育園有引入「傷健共融」的理念，為傷健人士提供配套設施。她同時查詢於園內增設網球場的可能性。
- 3 **陸勁光議員**表示國際級的體育館是必須的，由於造價不菲，他關注未來於非大型賽事期間的場館使用率，擔心出現空置情況，建議加撥資源發展體育事業以增加使用率。此外，體育園鄰近海旁，他建議可考慮舉辦滑浪風帆賽事。
- 4 **關浩洋議員**表示室內體育館的面積頗大，除了提供傳統球類場地外，查詢會否提供其他較冷門的室內運動場地如手球、室內足球、投球等。
- 5 **鄺葆賢議員**表示關注未來交通狀況，希望局方提供詳盡的交通配套計劃。此外，她希望體育園加入較冷門的運動設施如攀石、划艇及賽艇等供居民使用。
- 6 **梁婉婷議員**表示不反對發展體育園，但局方必須完善交通配套設施，指出啟德現有的交通配套絕不能容納幾萬人的流量。
- 7 **民政事務局羅荔丹女士**的綜合回應如下：
 - (一) 體育園規劃上可建構建築物的用地已經用盡，餘下的為不可有構築物的用地，包括 7 公頃的休憩用地。局方表示會研究於擬建的室內體育館興建室內游泳池的可行性，以回應居民的訴求；
 - (二) 沙中線鐵路是體育園的主要交通工具，包括土瓜灣

站及啟德站，她表示體育園只會在沙中線鐵路通車後才啟用。項目有兩個公共交通交匯處，均距離主場館約七百米，顧問評估於 30 至 45 分鐘內可以疏散人流 5 萬人。局方會考慮開拓水路交通線的可行性，並呼籲市民盡量使用公共交通工具觀賞大型賽事，避免使用私家車。體育園區內亦會有大量旅遊車停泊處供團體使用；

- (三) 環評報告將顯示有關噪音數據，待報告完成後會公開讓公眾參閱；
- (四) 局方一直有聯絡香港殘疾人奧委會及香港復康會就體育園設計提供意見，體育園除了提供傷健共享的設施外，亦能供殘疾人士進行體育賽事；
- (五) 於非舉行大型賽事期間，場館會開放供市民使用，以提高使用率。室內體育館採取多用途設計，能進行任何室內運動，包括攀石、手球、室內足球、投球等較冷門的項目；
- (六) 局方會積極研究在都會公園興建水上活動中心，利用觀塘避風塘及啟德明渠進口道進行如龍舟、划艇等適合於平靜海面進行的項目，惟平靜海面未必適合舉行風帆賽事；
- (七) 拓展署仍在研究單軌鐵路的路線走向，故暫未具體路線及站點；
- (八) 體育園區已預留空間建設各類戶外球場。

8 何華漢議員表示感謝局方積極尋地興建游泳池，希望局方加快研究興建室內游泳池的可行性，並公開相關的落實時間表。

9 何顯明議員查詢公眾參與活動會否有機會讓市民發表意見，進行互動性的交流。

10 民政事務局羅荔丹女士的綜合回應如下：

- (一) 有關興建室內游泳池會按照一般工務工程的程序進行規劃，康文署正與相關部門進行初步探討；

(二) 公眾參與活動及體育園的網頁將會有問卷調查收集市民對啟德體育園就定位、功能、設施及使用方式的意見。巡迴展覽期間亦會有介紹並與市民進行互動討論。

3 **主席**建議委員可邀請局方派代表於區內學校及居民大會介紹啟德體育園。他總結委員備悉啟德體育園的進展，並進入討論文件第35/16號。

3 **康文署李淑明女士**簡介席上文件第9號。

3 **何華漢議員**表示啟德大道公園的用地被鐵絲網圍封逾三年，環境衛生問題日益嚴重，認為項目具迫切性。他指出該用地於2014至2016年間的開支達40多萬元，不加快興建將導致更多非必要的開支。他認為項目工程並不複雜，亦已取得議員支持，查詢計劃仍未能開展的原因。

3 **康文署李淑明女士**表示理解委員的關注，會向相關負責部門反映委員的意見，以作出更適當的資源調配。

3 **何華漢議員**追問署方開展計劃的難處。

3 **楊永杰議員**表示若按照現時批款進度，或仍需等待相當長的時間，期間的開支可能足以興建啟德大道公園，希望署方能考慮調配資源加快開展興建。

3 **主席**查詢從乙級升至甲級工程的輪候時間，及詢問除了基本工程計劃以外，能否以其他較快的方式開展工程。

3 **康文署李淑明女士**表示署方明白委員的關注及居民的期望，建築署已就啟德大道公園完成設計工作，但因公園發展規模屬基本工務工程計劃，必須按基本工務工程的程序進行，並須向立法會申請撥款。惟推展基本工程計劃所需的時間視乎一系列的因素，包括個別工程項目的迫切性、範圍、複雜程度和可用資源等。署方現正努力按既定機制申請撥款，務求盡快推展此工程項目，以期盡早開放設施予市民使用。

3 **何華漢議員**建議以委員會名義致函署方表達對啟德大道公園的關注及其興建的迫切性。

40 主席要求秘書處以文康地管會名義致函康文署，表達對啟德大道公園用地開支的關注，希望署方加快工程開展。

(會後備註：秘書處已於2016年6月2日以文康地管會名義致函康文署反映委員會的意見。)

更換紅磡社區會堂音響設備工程費用 (文件第 25/16 號)

4 九龍城民政事務處總務秘書梁一鵬先生介紹文件。

42 楊永杰議員表示同意及支持有關工程，惟希望負責部門於採購音響設備時謹慎考慮音響設備的質素及壽命，以免浪費公帑。

43 潘國華議員詢問音響設備損壞的原因及現有的音響設備是否符合場地使用者的需要，建議更換一套能迎合使用者需要的音響設備，以達致善用資源。

44 楊振宇議員查詢其他社區會堂是否也正在使用同一牌子的音響設備及其音響設備的壽命。

45 陸勁光議員要求處方調查音響設備損壞的原因。

46 鄭利明議員懷疑音響設備的損壞是出於人為因素，建議處方了解使用者的操作方式及主動聯絡生產商以了解損壞的原因。

47 九龍城民政事務處梁一鵬先生表示需要聯絡相關部門了解情況後，再向委員會匯報。

48 主席指出若然有關撥款申請未能於是次會議通過，社區會堂便不能提供音響設備予場地使用者使用，查詢委員是否同意先通過有關的撥款申請，再由處方後補交文件解釋。

49 潘國華議員指出大部份場地使用者自攜音響，認為處方應先了解場地使用者對音響設備的需要。

50 楊永杰議員希望處方了解音響設備損壞的原因，並建議待相關部門搜集更多資料和提供更好的購買建議後，才再作決定。

- 1 **黎廣偉議員**查詢紅磡社區會堂揚聲器的數量，並建議處方一併檢查會堂內所有揚聲器。
- 2 **九龍城民政事務處梁一鵬先生**回應表示紅磡社區會堂內只有兩組音響設備，一左一右，而音響設備的低音音效已經損壞。
- 3 **蕭亮聲議員**建議稍後以傳閱文件的方式徵詢委員意見及通過有關撥款。
- 4 **何顯明議員**要求處方提供音響設備的詳細表現報告及更換音響設備的詳細報價資料，並建議署方同時考慮維修方案。
- 5 **主席**要求處方向機電工程署取得以上所要求的資料，並授權何顯明議員和鄭利明議員代表全體委員與處方就購置音響設備一事進行了解及作出決定。
- 6 **委員會**一致同意以上的授權建議。

(會後備註：處方於 2016 年 6 月 14 日邀請機電工程署及音響承辦商信興科技有限公司的代表與何顯明議員和鄭利明議員在紅磡社區會堂會面，並詳細向兩位議員講解有關音響設備的損壞原因及改善建議等問題。會後，何顯明議員和鄭利明議員同意從文康地管會的地區小型工程撥款中，撥出 20 萬元進行相關工程。)

香港理工大學 社會創新項目：綠化平台計劃 解決紅磡地區周邊問題的創新方案 (文件第 26/16 號)

- 7 **香港理工大學**(下簡稱「理大」)**雷震寰先生**介紹文件。
- 8 **何顯明議員**表示支持理大的計劃，惟認為此計劃欠缺較容易取得政府支持的經濟誘因，如地下商場。
- 9 **鄭葆賢議員**認為理大應具體解釋綠化平台如何能與交通網絡系統互相配合以解決市民的候車問題及仔細考慮如何處理於建造綠化平台時需圍封紅磡海底隧道(下簡稱「紅隧」)所衍生的問題。此外，她提出了綠化平台日後的管理問題。

⑥ **鄭利明議員**表示擔心綠化平台的造價龐大，及認為雖然紅隧周遭的空氣問題會得到改善，地下的空氣污染程度反而變相加劇。

④ **楊永杰議員**認為理大需研究圍封紅隧所衍生的問題，及表示關注排放物聚集及市民候車的問題。

② **吳奮金議員**表示對市民會否使用平台及計劃能否改善紅隧擠塞問題存疑，並查詢建造平台所需要的時間。

⑥ **邵天虹議員**建議理大詳細解釋此計劃如何運用技術解決空氣污染問題，及認為實行此計劃困難重重，理大需積極與政府就計劃進行協調。

④ **丁建華議員**認為綠化平台的建造成本高昂，須有足夠的經濟效益才能取得大眾的支持。

⑥ **理大雷震寰先生**表示答謝委員的支持，並綜合回應如下：

（一）他表示認同平台造價昂貴，指出平台的夾心層可作商業用途；

（二）他表示理解候車問題，指出當計劃被認為值得再作深入研究的時候，會進一步尋找解決方案。他同時指出此計劃不能解決紅隧擠塞的問題，但表示當地鐵沙中線通車及東區海底隧道於2017年交還政府管理後，相信紅隧擠塞問題會大為改善；

（三）他指出紅隧附近的空氣污染問題的確嚴重，此計劃提議把平台下的廢氣收集及進行清潔程序，再讓淨化了的廢氣排出。他表示如議員如欲了解關於空氣淨化的研究，理大可以安排專責的教授向議員介紹；及

（四）他表示市民可以容易地通過綠化通道到達綠化平台。

⑥ **鄭利明議員**指出紅隧擠塞問題的主因是巴士，認為若果計劃可以引導巴士有秩序地穿過平台再進入紅隧，相信會令計劃得到更大的支持。

6 主席答謝理大的介紹，並表示支持理大繼續發展其計劃。

有關紅菱街休憩處寵物公園深夜噪音的投訴 (文件第 27/16 號)

6 文件由主席提交。為避免利益衝突，主席請副主席代為主持是項議程。

6 張仁康議員介紹文件。

7 副主席請委員參閱由康文署提交的席上文件第1號書面回應。

7 何顯明議員詢問該區區議員是否承諾於深夜與康文署職員及半島豪庭業委會到現場實地視察。

7 張仁康議員表示十分支持康文署的安排，並建議康文署同時邀請該區區議員林德成先生參與實地視察。

7 林德成議員表示同意有關安排。

7 康文署鄧敏華女士表示歡迎所有委員參與實地視察。

要求翻新牛津道遊樂場及衙前圍道休憩處設施 (文件第28/16 號)

7 文件由丁健華議員及鄭利明議員聯署，並由鄭利明議員代表介紹文件。

7 副主席請委員參閱由康文署提交的席上文件第2號書面回應。

要求盡快籌建九龍城文物徑 (文件第 29/16 號)

7 文件由李慧琼議員、陸勁光議員、潘國華議員、吳寶強議員、吳奮金議員、邵天虹議員、關浩洋議員及林德成議員聯署，並由邵天虹議員代表介紹文件。

7 副主席請委員參閱由發展局提交的席上文件第3號書面回應。

7 潘國華議員對發展局未有派員出席是次會議表示失望。他指出發展局於其書面回應中表示倘若九龍城區設立以文物為主題的文

物徑，政府十分樂意提供資料和技術意見，以協助有關工作的開展，認為發展局未有明確表明政府的取態，並缺乏推動籌建九龍城文物徑的具體方向。

8 **邵天虹議員**對發展局未有派員出席是次會議表示遺憾和惋惜。他認為政府就此議題應擔任主導和統籌的角色，表示區議會樂意與政府就此議題進行溝通，惟政府逃避問題。他為此代表九龍城區居民表示失望。他指出相對於課本知識，文物徑是培養及提升香港學生歸屬感的好題材。

8 **副主席**要求秘書處向發展局反映委員的意見。

(會後備註：秘書處已按委員會的要求向發展局反映委員的意見。)

要求康文署在九龍城區轄下的公園增設花廊供市民欣賞(文件第30/16號)

2 文件由李慧琼議員、陸勁光議員、潘國華議員、吳寶強議員、吳奮金議員、邵天虹議員、關浩洋議員及林德成議員聯署，並由**林德成議員**代表介紹文件。

8 **主席**請委員參閱由康文署提交的席上文件第4號書面回應。

8 **鄺葆賢議員**建議署方於栽種時考慮更多不同顏色的花種。

8 **康文署鄧敏華女士**表示備悉委員的建議。

要求加強管理東九龍天橋休憩花園(文件第31/16號)

8 文件由李慧琼議員及關浩洋議員聯署，並由**關浩洋議員**代表介紹文件。

8 **主席**請委員參閱由康文署提交的席上文件第5號書面回應。

8 **關浩洋議員**表示希望了解更多具體資料，包括署方定期清潔公園和執勤人員勸喻或票控違規吸煙人士的次數。他同時反映花園資源錯配的問題，建議重新規劃公園，如加建長者建體設施及於花園內實行社區園圃計劃以吸引附近的居民和學生於花園內觀賞花卉或種植蔬菜瓜果。

8 **康文署鄧敏華女士**表示東九龍天橋休憩花園位處行車天橋底，空氣質素欠佳，根據「香港規劃標準與準則」不接受作動態活動用途，因此設施以靜態為主。花園的環境並不符合署方訂定設置社區園圃計劃的要求，包括沒有駐場職員管理和充足的陽光等。九龍城區康樂事務辦事處職員每天會到場地巡視監察，如發現有人在花園內違例吸煙，會即時勸止。署方已計劃於2016年5月11日與控煙辦進行聯合行動，日後亦會繼續與控煙辦緊密合作檢控違規人士，以發揮阻嚇作用。

9 **關浩洋議員**表示花園仍存在資源錯配的問題，並向署方查詢其他靜態活動的建議。他表示花園內滿佈煙頭及有不尋常的異味，要求署方提供重新規劃公園的方案。此外，他查詢檢控違規吸煙人士的數字及署方清洗花園的次數，並要求署方於會後補充相關資料。

9 **陸勁光議員**認為該花園已有充足的陽光和水源，認為署方只需要解決欠缺駐場員工的問題，便可如九龍仔公園一樣實行社區園圃計劃，建議署方研究在東九龍天橋休憩花園成立社區園圃的可行性。

9 **康文署鄧敏華女士**表示署方於會後向委員提供相關的數據。她解釋九龍仔公園是一處大型康樂設施，備有充足的人手編配管理公園的日常運作，因此署方選址九龍仔公園設立社區園圃。東九龍天橋休憩花園的植物生長欠佳是受到不理想的客觀環境影響，所以該處種以耐陰植物。至於在東九龍天橋休憩花園增設常設職位必須有足夠的工作量及理由支持。署方理解區內居民對參加社區園圃計劃的需求，會積極研究及物色合適地點設置社區園圃。

(會後備註：署方已於會後向關浩洋議員提供相關資料。)

要求改善貴州街/旭日街休憩處設施 (文件第 32/16 號)

9 文件由潘國華議員提交。**潘國華議員**指出休憩處的花草茂盛，休憩處外的人難以看到休憩處內的情況，構成安全問題。他同時詢問署方可否先採取補救措施處理蔭棚漏水及座椅殘舊的問題。

9 **主席**請委員參閱由康文署提交的席上文件第6號書面回應。

9 **康文署鄧敏華女士**表示會與建築署研究改善措施。

(會後備註：署方已於會後向潘國華議員提供相關資料。)

優化東何文田配水庫公園設施 (文件第33/ 16號)

- 6 文件由陸勁光議員提交。陸勁光議員介紹文件。
- 7 主席請委員參閱由康文署提交的席上文件第7號書面回應。
- 8 楊永杰議員表示有居民反映容易被足球場鐵絲網的支撐點絆到。他詢問署方可否一併進行改善工程，以免造成意外。
- 9 康文署鄧敏華女士表示備悉議員意見，會與建築署研究改善。
- 10 陸勁光議員表示不能理解休憩處不適合安裝飲水機的原因，指出欠缺污水渠和安裝飲水機並沒有直接關係，要求署方再與建築署了解。
- 11 吳寶強議員引用寨城公園設置飲水機一事為例，指出建築署當時表示拉喉令工程費用增加，證明設置飲水機於技術上是可行的，建議署方向建築署索取報價衡量是否物有所價，再作決定。
- 12 康文署鄧敏華女士指出飲水機一般安裝在水源附近，可安排建築署向委員解釋及提供設置飲水機的技術意見。
- 13 康文署九龍城區副康樂事務經理 2 李步雲先生補充表示根據建築署的意見，由於飲水機流出的水被視作污水處理，所以安裝飲水機的先決條件是要接駁到污水排放系統，建築署表示在缺乏排放系統的東何文田休憩處設置飲水機技術上有困難。
- 14 主席查詢東何文田休憩處有沒有雨水渠。
- 15 康文署李步雲先生回應表示一般而言場內都有雨水渠。
- 16 主席表示建設污水渠的成本較高，建議署方向建築署查詢可否建設濾水井把飲水機所流出的水及接觸過使用者口部的水過濾後再排出雨水渠。
- 17 陸勁光議員表示支持主席的建議及請署方鑽研增建飲水機事宜。

18 康文署鄧敏華女士表示備悉委員的意見及會邀約建築署與相關委員到現場實地視察。

和黃公園的設施老化及不足 (文件第 36/16 號)

19 文件由余志榮議員提交，余志榮議員介紹文件及要求署方重新規劃公園。

110 主席請委員參閱由康文署提交的席上文件第10號書面回應。

111 康文署鄧敏華女士表示部分改善工程在今年四至六月會完成，由於重新規劃公園的設計是大規模的工程，需要時間與建築署商討及申請撥款，並要配合有關部門的規劃和工作時間表。署方備悉議員的訴求，會向建築署提交改善和維修建議。

112 余志榮議員指康文署九龍城區副康樂事務經理 2 李步雲先生表示承諾會積極地分階段申請撥款以改善公園的問題。他期望署方能盡快處理公園的老化問題。

113 主席詢問署方多久才會翻新一個公園及有沒有內部指引以作參考。

114 康文署鄧敏華女士表示翻新公園沒有既定的年期指標，一般會分階段進行翻新及改善工程，以有效運用資源，減少公園的整體運作和對使用者的影響，署方會因應實際情況為公園進行改善工程。

115 余志榮議員要求署方提供工作時間表，以便答覆居民的查詢。

116 康文署鄧敏華女士表示署方會檢視設施的狀況，及與建築署研究維修或更換損壞或已超出可使用年期的設施，九龍城區康樂事務辦事處會就余議員的關注進一步交換意見。

要求加強靠背壟道公園滅蚊事宜 (文件第 37/16 號)

117 文件由楊永杰議員及林博議員聯署，並由楊永杰議員代表介紹文件。

118 主席請委員參閱由康文署提交的席上文件第11號書面回應。

要求高山公園足球場附近增設貯物櫃 (文件第 38/16 號)

19 文件由楊永杰議員及林博議員聯署，並由**林博議員**代表介紹文件。

20 主席請委員參閱由康文署提交的席上文件第12號書面回應。

康樂及文化事務署在九龍城區內舉辦的康樂體育活動及設施管理的匯報 (文件第 39/16 號)

21 康文署**鄧敏華女士**介紹文件。

22 主席建議先討論海心公園的早上開放時間安排。

23 **關浩洋議員**表示早前曾聯同李慧琼議員及潘國華議員於早上5時30分至7時30分到現場視察居民的反應，指出大部份使用者均反對延遲公園開放時間及封鎖其中一個洗手間的安排，認為有關安排不方便輪椅使用者。他希望署方能有更人性化的安排。另外，他建議署方定期向公園使用者解釋有關安排，並藉此機會聆聽居民的意見。他指出夏令時間將有更多使用者於早上的時段使用公園的籃球場和足球場，認為署方應該彈性地調節公園的開放時間。

24 **潘國華議員**建議署方於試行期後邀請不同的持份者，包括公園的使用者及附近的居民，共同溝通及解決更改公園的開放時間所面對的問題。

25 **楊永杰議員**建議署方恢復原來的開放時間，以便晨運人士繼續使用籃球場及足球場。另外，他建議署方只讓已預約籃球場的使用者於早上使用籃球場，減少對居民的滋擾，並表示支持署方把籃球場開放給進行靜態活動的人士使用。

26 **林博議員**建議署方派工作人員勸籲打籃球的人士到就近的景雲街籃球場打籃球，認為於籃球場及足球場耍太極的人士所發出的聲浪很小。他亦詢問署方能否更換可隔音的籃球板，以減少聲浪的滋擾。此外，由於夏天來臨，他表示較多的居民都會於晨運後上班，因此延遲公園開放時間的安排或另部份上班人士只能在公園的外圍走動或跑步，減少了可活動的空間，增加了撞倒長者的可能性，希望署方能調節公園的開放時間。

17 **康文署鄧敏華女士**表示不一定要預訂才可使用籃球場，市民可使用未被預訂的籃球場。署方會監察洗手間的安排及作出適切的改善。署方可安排交流會，邀請不同持份者和議員出席交換意見，向持份者介紹及解釋試行計劃。考慮到沒有一個方案能夠滿足所有持份者的要求，希望各持份者在互諒互讓的大前題下達成共識，平衡各方的要求。若要求打籃球的人士轉往景雲街的籃球場進行活動，讓出地方予晨運人士使用，會引起籃球場使用者不滿，有關建議可於交流會中討論。由於文康地管會在上一次會議議決延遲公園開放時間試行4個月至7月底再作檢討，建議繼續實行試驗計劃，而交流會的意見會於下一次會議匯報。

18 **楊永杰議員**建議署方先行開放足球場給大眾使用，其後再逐步開放籃球場的某些位置給使用者使用，以觀察居民的反應。

19 **康文署鄧敏華女士**表示署方在2015年10月6日至20日進行使用籃球場及足球場人數統計，期間的天氣及溫度適宜居民進行戶外活動。署方曾更換籃球板的物料，比舊物料因籃球碰撞時所產生的聲音顯注降低。署方尊重議員的建議，及配合議會的決定。

20 **主席**指出試行計劃4個月乃上一次會議所作的議決，認為任何變更須於是次會議決定。

21 **關浩洋議員**表示贊同設立一個討論平台，讓持份者互相交流意見，以便作出適當的調節。

22 **潘國華議員**認為封鎖籃球場個別位置可能面對一定程度的困難，所以才作出大範圍封鎖的決定。他表示若個別位置封鎖是可行的話，他支持封鎖個別範圍的決定。

23 **康文署李步雲先生**表示個別圍封範圍是可行的，署方可利用圍封帶和鐵馬來封鎖個別位置。署方曾接獲居民投訴該處嘈音除了來自打籃球人士外，亦有來自播放音樂的晨運人士。

24 **主席**建議署方盡快設立一個溝通平台邀請關心此事的居民及持份者出席交流意見，並建議同時邀請有就此事發言的議員出席，以討論調節球場開放時間一事，再於下次會議匯報討論結果。

15 **鄭利明議員** 申報有飼養狗隻及居住在常盛街公園或培正道休憩花園近佛光街的天橋附近。他指出常盛街公園及培正道休憩花園近佛光街的天橋底並非他的管轄範圍，表示當區區議員吳奮金先生並不認為這是一個合適的選址。他反映署方的處理手法並不妥當，洩漏了在該處建設寵物公園的風聲，以致他被當區居民責備及引起居民的不滿，認為此事對他不公平。他表示議會最終只會有兩個結果，其一是議會終止討論於何文田區設立寵物公園的建議，其二是要求九龍城民政事務處進行民意調查了解建議的選址是否適合設立寵物公園。他同時表示發現了或可設立寵物公園的新地點，但不方便於議會透露。

16 **吳奮金議員** 表示提出有關建議的議員主動在自己管轄的區份內尋找合適的地方建設寵物公園，而不是在他區。他表示不認同在培正道休憩花園近佛光街的天橋底建設寵物公園的建議，認為該處是一個人來人往的地方，會引起居民的爭議。他希望署方繼續尋找其他合適建設寵物公園的地點。

17 **康文署鄧敏華女士** 表示設置寵物公園是具爭議性的議題，然而署方一直努力尋找合適地點，歡迎議員提供意見，及考慮不同的建議及派員到建議的地點實地視察環境，研究其可行性。她詢問議會是否決定暫不考慮於常盛街公園及培正道休憩花園（近佛光街的天橋底）建設寵物公園。

18 **主席** 認為署方需要繼續進行常盛街公園的地區諮詢，不能出爾反爾。此外，他建議署方繼續跟進鄭利明議員發現的新地點。

（會後備註：署方已於會後向鄭利明議員作出了解，惟有關地點並不適合設置寵物公園。）

康樂及文化事務署在九龍城區舉辦的地區免費文娛節目、地區文化藝術活動及文娛設施使用情況匯報（文件第 40/16 號）

19 **康文署高級經理（九龍西文化事務）張國偉先生** 介紹文件。

20 **委員會** 備悉上述文件。

康樂及文化事務署在九龍城區公共圖書館舉辦的推廣活動暨使用概況匯報
(文件第 41/ 16 號)

11 康文署圖書館高級館長(九龍城區)盧慶坤先生介紹文件。

12 委員會備悉上述文件。

下次開會日期

13 此外別無其他議事，主席於下午7時17分宣布會議結束，並通知各委員下次開會日期及時間為2016年6月30日(星期四)下午2時30分，截止提交文件日期為2016年6月15日。

14 本會議記錄於2016年6月30日正式通過。

主席

秘書

九龍城區議會秘書處
2016年6月

第五屆黃大仙區議會轄下地區設施管理委員會第三次
會議記錄

日期： 二零一六年五月二十四日
時間： 下午二時三十分
地點： 九龍黃大仙龍翔道 138 號
龍翔辦公大樓 6 樓黃大仙區議會會議室

出席者：

主席：

簡志豪先生, BBS, MH, JP 黃大仙區議會議員

副主席：

沈運華先生 黃大仙區議會議員

委員：

李德康先生, BBS, MH, JP	黃大仙區議會主席
黎榮浩先生, MH	黃大仙區議會副主席
陳安泰議員	黃大仙區議會議員
陳炎光議員	黃大仙區議會議員
陳英議員	黃大仙區議會議員
蔡子健議員	黃大仙區議會議員
何漢文議員, MH	黃大仙區議會議員
許錦成議員	黃大仙區議會議員
郭秀英議員	黃大仙區議會議員
雷啟蓮議員	黃大仙區議會議員
莫健榮議員	黃大仙區議會議員
譚香文議員	黃大仙區議會議員
譚美普議員	黃大仙區議會議員

丁志威議員	黃大仙區議會議員
黃逸旭議員	黃大仙區議會議員
胡志健議員	黃大仙區議會議員
袁國強議員	黃大仙區議會議員
葉澤琛先生	地區設施管理委員會增選委員
梁達波先生	地區設施管理委員會增選委員
潘卓斌先生	地區設施管理委員會增選委員

因事缺席者：

陳曼琪議員,MH,JP	黃大仙區議會議員
陳偉坤議員,MH	黃大仙區議會議員
林文輝議員,JP	黃大仙區議會議員
李東江議員	黃大仙區議會議員
施德來議員	黃大仙區議會議員
胡志偉議員,MH	黃大仙區議會議員
何文佑先生	地區設施管理委員會增選委員
黃國恩博士	地區設施管理委員會增選委員

列席者：

蔡馬安琪女士,JP	黃大仙民政事務專員	黃大仙民政事務處
徐卓鋒先生	黃大仙民政事務助理專員	黃大仙民政事務處
丁天生先生	高級聯絡主任(1)	黃大仙民政事務處
彭淑華女士	高級聯絡主任(2)	黃大仙民政事務處
吳惠蓮女士	高級行政主任(地區管理)	黃大仙民政事務處
林詠詩女士	高級行政主任(區議會)	黃大仙民政事務處
鄧敏華女士	總康樂事務經理(九龍)	康樂及文化事務署
梁志輝先生	黃大仙區康樂事務經理	康樂及文化事務署
余敏權先生	黃大仙區副康樂事務經理(分區支援)	康樂及文化事務署
張荷芳女士	高級經理(九龍東文化事務)	康樂及文化事務署

徐佩儀女士	經理(九龍東)市場推廣及地區活動	康樂及文化事務署
周寶珠女士	圖書館高級館長(黃大仙區)	康樂及文化事務署
宋麗屏女士	牛池灣公共圖書館館長	康樂及文化事務署
程嘉慧女士	建築師(工程)4	民政事務總署
李維熙先生	工程督察(九龍)1	民政事務總署
黃寶玲女士	黃大仙及西貢區策劃及統籌 小組社會工作主任 1	社會福利署
黃頤生先生	房屋事務經理(黃大仙一)	房屋署
紀穎妍女士	高級學校發展主任(黃大仙)1	教育局

以下與會者為議程三(i)出席會議：

羅荔丹女士	首席助理秘書長(康樂及體育)2	民政事務局
-------	-----------------	-------

以下與會者為議程三(ii)(a)出席會議：

程嘉慧女士	建築師(工程)4	民政事務總署
李維熙先生	工程督察(九龍)1	民政事務總署
黃聰銘先生	高級建築師	李景勳雷煥庭建築師有限公司
嚴浩欣女士	建築師助理	李景勳雷煥庭建築師有限公司

以下與會者為議程三(iii)(b)出席會議：

宋沿頤先生	總幹事	黃大仙區康樂體育會
梁婉儀女士	服務總監	香港聖公會黃大仙長者綜合服務中心
楊明麗女士	中心主任	香港聖公會黃大仙長者綜合服務中心
黃慧虹女士	單位主任	香港聖公會黃大仙長者綜合服務中心
馬美蘭女士	單位主任	香港聖公會竹園馬田法政牧師長者綜合 服務中心
林碧雯女士	教育及發展服務社工	嗇色園可聚耆英地區中心

秘書：

孫楚瑤女士	行政主任(區議會)2	黃大仙民政事務處
-------	------------	----------

開會辭

主席歡迎委員及列席的政府部門代表出席第五屆黃大仙區議會轄下地區設施管理委員會(設管會)第三次會議，並歡迎新任黃大仙民政事務助理專員徐卓鋒先生首次出席會議。主席謹代表設管會感謝前任黃大仙民政事務助理專員凌伯祺先生一直以來對委員會的貢獻，建議設管會向凌先生致謝並記錄在案，祝凌先生工作順利，步步高陞。

一 通過黃大仙區議會轄下地區設施管理委員會
二零一六年四月五日第二次會議記錄

2. 設管會二零一六年四月五日第二次會議記錄獲得通過，無須修改。

二 黃大仙區議會轄下地區設施管理委員會二零一六年四月五日第二次會議進展報告

(黃大仙區議會轄下地區設施管理委員會文件第 25/2016 號)

3. 主席報告，有關文件第 7 段的「啟德河改善工程相關的摩士公園(一號公園)改善工程及彩虹道遊樂場的水務工程」進展，渠務署已按照委員意見修改工程設計，並已將修訂設計方案提交設管會考慮。設管會於二零一六年五月十九日，以緊急傳閱通過該修訂設計方案。另外，主席提醒委員備悉文件附件中有關民政事務局局長就摩士公園暖水池工程進展的回覆。

三(i) 啟德體育園的進展及公眾參與活動

(黃大仙區議會轄下地區設施管理委員會文件第 26/2016 號)

4. 民政事務局(民政局)首席助理秘書長羅荔丹女士以投影片輔助介紹文件，指體育園距離黃大仙區十分接近，相信黃大仙區的居民平日亦能於體育園內進行日常的體育或休憩活動，讓體育園成為市民的後花園。

5. 羅女士繼續以投影片輔助介紹體育園其中三項擬建主要設施，分別為主場館、公眾運動場及室內體育館：

- (i) 擬建主場館設有可開合上蓋，關上後可為運動員及觀眾遮擋風雨，亦可為附近民居阻隔活動所產生的噪音，因此如於晚上舉行的足球賽事、演唱會或嘉年華會等，均可在主場館內進行。另外，擬建的多功能草坪系統將節省保養草坪的時間，避免需經常關閉主場館，讓公眾有更多機會使用場地。同時，主場館亦備有空調及通風系統，以及先進資訊科技基建，支援廣播、保安及觀眾體驗；
- (ii) 局方聽取學界及體育界的意見後，建議於擬建公眾運動場設置九條跑道，另再設有熱身跑道，以切合現時學界對公眾運動場內設施的需求；及
- (iii) 擬建室內體育館同時設有熱身副場及多功能活動室及空間；室內體育館可容納約七千名觀眾，觀眾席可因應活動性質改動以騰出額外空間，供市民進行其他室內運動。

6. 主席表示，席上放有一份由民主黨的三位議員提交，有關「反對啟德體育園區倉促推行 要求分階段處理無爭議項目」的意見書(附件一)。

7. 胡志健議員介紹意見書。

8. 委員的其他意見及查詢綜合如下：

- (i) 同意增加香港體育設施，以支持香港運動員；亦原則上支持體育園的概念及發展規劃，認為類似擬建主場館的體育設施在國際上比比皆是，長遠而言體育園可支持香港的體育發展；
- (ii) 認同設有可開合上蓋的擬建主場館可代替香港大球場，用以舉辦演唱會等會產生較大噪音的活動，惟認為香港大型體育項目不多，而大型體育場地的造價不菲，擬建主場館比香港大球場可容納更多觀眾，憂慮香港大球場的使用率會因而下跌。委員亦詢問香港大球場的使用率、當中用作

體育及文娛用途的比例為何，及香港大球場在主場館落成後的發展及定位為何；

- (iii) 認同政府應多進行諮詢，建議除了於體育場館進行巡迴展覽外，亦可透過其他政府部門收集市民意見；
- (iv) 建議將鄰近主場館的住宅用地與外圍商業帶互換位置，以減低主場館使用者所產生的噪音對居民的滋擾；
- (v) 指出有關體育園的討論及諮詢已進行多年，局方亦一直向不同持份者就體育園的整體規劃、設計及配套等方面收集意見，惟文件未有詳細介紹體育園的配套及與其他現有體育設施及大型表演場地的關係，因而令委員產生疑問；
- (vi) 建議主場館使用半沉降式設計以減低噪音對附近居民的滋擾，亦方便人群直接由地下通道步行至鄰近港鐵站及其他交通樞紐；及
- (vii) 查詢各項設施開放予市民使用的安排，及申請使用設施的方法是否與現行申請方法一樣。

9. 羅女士回應綜合如下：

- (i) 明白有意見認為可分階段處理體育園的不同設施，及希望優先處理可供區內居民日常使用的設施。惟體育園被承啟道南北分割，故需要於承啟道上方興建平台將體育園的南北部分連繫，若分階段發展將大大提高體育園的建築成本。而且即使分階段優先興建除主場館外的設施，其他設施在主場館動工時亦會受到影響，例如大量建築材料需由承啟道運送到體育園內，而且興建主場館亦需要騰出大量空地用作施工，同時會產生噪音，將會影響公眾使用體育園。因此，體育園的設施不能分階段興建；

- (ii) 指出當體育園主場館落成後，香港大球場將會考慮轉變成社區的體育設施，供市民日常使用。現時香港島東區尚欠一個公眾運動場，惟局方難以在該區規劃出最少兩公頃又鄰近社區的空地，以興建公眾運動場，因此視乎主場館的工程時間表，希望於主場館落成開放後，將香港大球場改建，減少座位規模及增加跑道，以迎合社區需要；
- (iii) 表示申請使用香港大球場的人數不少，惟香港大球場位於低地又無上蓋，草地狀況易受天雨影響；另外由於香港大球場的草地並非多功能草坪系統，局方須控制香港大球場的使用率以保養草地。局方將不斷研究及試驗以優化體育園主場館草坪的質素；
- (iv) 解釋雖然未能改變城市規劃委員會已審批的發展大綱圖，將鄰近主場館的住宅用地與外圍商業帶的位置互換，惟局方於過去十年間已盡力爭取將體育園遠離附近民居，同時又可方便市民出入。因此現時體育園四周基本上以空地包圍，例如體育園東面有七公頃的園景公園、南面有都會公園、西面有宋皇臺公園，僅餘下體育園北面與其他用地的距離較近，局方亦因而將主場館設置於遠離該用地的南面，在場地設計上亦會盡量避免向北面或最接近的民居發出噪音；
- (v) 解釋由於受地底的啟德隧道所限，主場館的使用人士需要由地面出入，不能橫越啟德隧道由地底直接通往附近的港鐵站。惟局方建議在疏散由主場館離開的人群時，可引導人群穿過體育園平台下方，經由室內體育館離開，以減低對附近民居的滋擾；及
- (vi) 回應委員查詢體育園設施開放予市民使用的安排時，表示局方希望體育園能幫助香港達成體育發展的三項遠景，即「促進精英體育發展」、「令香港具備條件主辦大型國際體育賽事」及「推廣『普及體育』」。期望體育園能提供更多理想場地以支持香港運動員於本地作賽，亦同時讓市民能在本港欣賞更

多精彩賽事，更希望方便市民「日日運動」。因此，局方盡量在體育園內設計多元化的體育設施，例如擬建的多用途室內體育館可容納多達七千名觀眾觀賞賽事之餘，亦能於沒有賽事時變成大約三十個標準羽毛球場的社區體育中心，以提供大量場地予市民日常使用。

10. 委員就體育園的進一步意見及查詢綜合如下：

- (i) 查詢根據局方評估，體育園的使用率為何；
- (ii) 表示支持興建體育園，惟局方提交的文件並無具體細節，令委員難以討論；另外，關注如何避免體育園成為「大白象工程」；及
- (iii) 認為主場館將會容納五萬人，局方應事先設計更為完善的地下行人通道網絡，讓使用人士可直達港鐵站或其他公共交通交匯點，以疏導人潮。

11. 羅女士進一步回應綜合如下：

- (i) 指出市民對體育設施的需求甚殷，相信體育區的擬建公眾運動場及室內體育館的使用率將與現時九龍東類似體育設施的使用率相約。預計公眾運動場的使用率可接近百分之百；而室內體育館於繁忙時段使用率亦將接近百分之百，非繁忙時段使用率則約為百分之八十。而主場館的使用率則受制於草地保養的需要。她解釋，設有真草草地的場地約有三分之二至四分之三的時間需要關閉設施以保養草地，故使用率需以草地可供使用的時段來計算。因此，局方希望若主場館使用多功能草坪系統，將可增加主場館可供使用的時段，不單供大型比賽使用，亦可於平日開放供市民使用；及

- (ii) 表示體育園及啟德發展區內設有很多地面行人通道，希望以四通八達的行人通道網絡連繫體育園及附近其他區域。

12. 主席總結，委員普遍支持增建體育設施，亦就體育園設施的使用率、人群疏散的安排，及對其他大型場地的定位和發展的影響等範疇提出關注，希望民政局再次到區議會進行諮詢時，能解答委員的疑問。

三(ii)(a) 二零一六至一七年度地區小型工程進展報告
(黃大仙區議會轄下地區設施管理委員會文件第 27/2016 號)

13. 黃大仙民政事務處(民政處)吳惠蓮女士介紹文件。委員備悉文件。

三(ii)(b) 二零一六至一七年度地區小型工程撥款申請建議
(黃大仙區議會轄下地區設施管理委員會文件第 28/2016 號)

14. 吳惠蓮女士介紹文件。

15. 委員查詢「慈雲山道正暉樓對出加建兩個避雨亭」工程(WTS-DMW191)的前期可行性研究費用(300,000 元)佔整項工程預計費用(990,000 元)近三分之一的原因。

16. 民政事務總署程嘉慧女士解釋，前期可行性研究費用之中，大部分用以進行探土工程，包括探測地下管線、樹木研究報告，及進行地底挖掘工程，以研究地下管線實際情況並回填路面等，然後承建商亦需進行分析，並非僅為顧問費用。

17. 主席總結，委員通過撥款 300,000 元為「慈雲山道正暉樓對出加建兩個避雨亭」工程(WTS-DMW191)進行技術可行性研究。另外，委員通過「改善摩士公園(三號公園)兒童遊樂設施工程」項目(WTS-DMW192)及「改善斧山道游泳池閉路電視系統工程」項目(WTS-DMW193)的撥款申請建議，分別同意撥款 147,000 元及 1,825,000 元以推行工程。

三(iii)(a) 黃大仙區議會轄下地區設施管理委員會二零一六至一七年度社區參與計劃撥款財務報告(截至二零一六年五月十三日止)
(黃大仙區議會轄下地區設施管理委員會文件第 29/2016 號)

18. 委員備悉文件。

三(iii)(b) 地區團體向黃大仙區議會轄下地區設施管理委員會提交的二零一六至一七年度社區參與計劃撥款申請
(黃大仙區議會轄下地區設施管理委員會文件第 30/2016 號)

19. 主席報告，秘書處收到兩份社區參與計劃撥款申請，請委員參閱文件附件六的利益申報表，並詢問是否仍有委員需要申報利益。在座委員沒有其他申報項目。

20. 主席續報告，設管會於二零一六至一七財政年度獲分配撥款 6,233,000 元。截至二零一六年五月十三日，設管會已批出撥款合共 5,738,360 元。若以下兩項撥款申請獲得通過，設管會經調整後的剩餘開支預算款額為 558,296 元。

21. 香港聖公會黃大仙長者綜合服務中心黃慧虹女士介紹文件附件三的「耆藝匯聚放義彩 2016」活動計劃撥款申請，並以投影片報告上年度「耆藝匯聚放義彩 2015」活動的花絮及成果。

22. 委員支持通過撥款申請，其他意見綜合如下：

- (i) 感謝並希望各非政府機構繼續為區內長者提供有意義、全面和切合長者需要的服務；認同社會應該照顧長者及弱勢社群；讚賞申請機構在區內的工作並表示引以為傲；認為應繼續加強對長者、認知障礙症患者、護老者及受精神健康問題困擾人士的服務及支援，並提高社區人士對他們的認識和關注；及
- (ii) 有居民反映活動受惠人數不多，因此建議除了提供到戶服務及培訓長者成為某項技能的長者義務導師外，申請機構亦可以在各個場合增加工作坊，供

其他有興趣的長者學習簡單的技巧，讓他們消磨時間。

23. 黃慧虹女士表示，計劃內的到戶服務及工作坊等活動均會邀請服務對象的家人一同參加，讓家人及護老者認識長者的能力，亦能讓他們在家中展示合作的成品，社區人士對此反應正面。她並邀請委員提出建議，由長者義務導師在區內提供更多工作坊，以服務更多區內居民。

24. 委員通過撥款 468,204 元予香港聖公會黃大仙長者綜合服務中心舉辦「耆藝匯聚放義彩 2016」活動計劃，並同意申請機構以執業會計師報告為申請發還款項的有效證明文件。

25. 黃大仙區康樂體育會宋沿頤先生介紹文件附件二的「第四屆黃大仙盃－五人足球賽」活動計劃撥款申請。他補充，得悉委員關注活動參加人數，因此活動賽制由以往的校際及區際比賽，改為本年度的分齡賽，當中包括八歲及十歲以下的分組賽事，以吸引更多不同程度及年齡人士參加。

26. 委員通過撥款 75,000 元予黃大仙區康樂體育會舉辦「第四屆黃大仙盃－五人足球賽」活動計劃。

27. 主席請申請機構留意，根據「運用區議會撥款守則」，非政府機構使用區議會撥款採購服務或物品時，包括採購裁判或導師服務、租用任何設備、製作宣傳品及採購其他用具及教材等，必須審慎行事，並遵守公開、公正、公平競爭和物有所值的原則。不論價值多少，必須嚴格遵守邀請報價的規定，並接納符合要求的最低報價。若申請機構未有接納符合要求的最低報價而又未能提供合理解釋，秘書處可發出警告信。

(會後補註：秘書處已於二零一六年五月二十五日及二十六日分別發信通知兩間申請機構有關活動撥款申請的批核結果。)

三(iv)(a) 有關康樂及文化事務署在黃大仙區舉辦的康體活動及管理康樂設施的情況報告
(黃大仙區議會轄下地區設施管理委員會文件第 31/2016 號)

28. 康樂及文化事務署(康文署)余敏權先生介紹文件。

29. 委員詢問有關牛池灣公園射箭場改善擋箭設施的詳情。

30. 余敏權先生回應，射箭場擋箭設施的改善工程包括加高及加闊擋箭網的覆蓋範圍。

三(iv)(b) 全民運動日 2016
(黃大仙區議會轄下地區設施管理委員會文件第 32/2016 號)

31. 余敏權先生介紹文件。

32. 委員同意黃大仙區議會成為「全民運動日 2016」活動的支持機構之一，並在地區協助推廣及宣傳「全民運動日 2016」。

(會後補註：秘書處已於二零一六年五月二十四日回覆康文署有關決議。)

三(iv)(c) 南蓮園池的未來管理模式
(黃大仙區議會轄下地區設施管理委員會文件第 33/2016 號)

33. 余敏權先生介紹文件。

34. 委員表示，志蓮淨苑(志蓮)管理南蓮園池(園池)的水平達標，而且扣除收入後每年約一百萬元的園池營運開支是由志蓮而非政府承擔，另外亦無其他更佳的機構可負責管理園池。因此，綜合上述三項因素，支持沿用現有管理模式。

35. 主席總結，委員支持在園池的現行委託合約屆滿後繼續沿用現有模式，委託志蓮由二零一六年至二零二一年管理園池。他表示，南蓮園池新管理模式研究工作小組正研究未來的可行管理方案，並期

望區議會與志蓮及地區人士加強合作和溝通，亦希望志蓮在新管理合約安排下多聽取地區人士及各方的意見。

三(iv)(d) 康樂及文化事務署黃大仙區公共圖書館舉辦的推廣活動暨使用概況匯報
(黃大仙區議會轄下地區設施管理委員會文件第 34/2016 號)

36. 康文署周寶珠女士介紹文件。委員備悉文件。

三(iv)(e) 康樂及文化事務署在黃大仙區舉辦的地區文化藝術活動及文娛設施使用情況匯報
(黃大仙區議會轄下地區設施管理委員會文件第 35/2016 號)

37. 康文署張荷芳女士介紹文件。委員備悉文件。

四 其他事項

38. 主席表示，席上放有一份由民建聯黃大仙支部的七位議員及四位社區幹事提交，有關「關注香港城市大學天花倒塌事件 要求檢視本區同類型建築的安全問題」的意見書(附件二)。

39. 袁國強議員介紹意見書。

40. 委員的意見綜合如下：

(i) 關注富山邨及彩虹邨內綠化天台的安全問題，表示位於富山邨街市天台的綠化設施由於承重問題而不開放予公眾進入，亦缺乏維修保養因而滋生蚊蟲。委員曾向房屋署反映其衛生問題並要求移除該綠化天台，惟未獲房屋署回應。委員要求政府部門盡快檢驗區內綠化天台的安全，並跟進香港城市大學天花倒塌事件；

(ii) 認為富山邨街市的綠化天台雖然不開放予公眾進入，惟房屋署應安排適當的維修保養及滅蟲服務；

- (iii) 支持天台綠化的環保概念，認為不必因單一事件而將此概念全盤否定；並表示東頭社區中心於設計時已考慮到綠化天台的承重並加建樁柱支撐，因此毋須過分憂慮；及
- (iv) 建議各政府部門請專業人士定期評估其轄下建築物的綠化天台的安全，並將評估報告副本送交區議會，供議員備悉。

41. 房屋署黃頤生先生回應指，署方會派專業人士作出跟進，並在了解富山邨街市綠化天台的情況後再作回覆。

42. 教育局紀穎妍女士表示，局方將在會議後一兩天儘快向全港學校發出指引，要求各學校檢視校內綠化設施，以確保師生安全。

43. 主席總結，請相關政府部門盡快檢視區內綠化天台的情況，並請秘書處去信各相關政府部門，包括屋宇署、房屋署、食物環境衛生署(食環署)、康文署及教育局等，要求相關政府部門回應委員的關注；檢視其轄下場所綠化天台的安全；採取相應措施預防同類事件再次發生，並特別要求無常設代表列席設管會會議的相關政府部門，包括屋宇署及食環署等，派代表出席下次會議，向委員匯報。

(會後補註：秘書處已於二零一六年六月七日去信上述五個相關政府政策局/部門及建築署，並抄送至發展局，轉達委員的意見，並請上述相關政府部門委派代表出席下次設管會會議，解答委員的查詢。)

五 下次會議日期

44. 設管會下次會議定於二零一六年七月十九日下午二時三十分在區議會會議室舉行。

45. 會議於下午四時四十五分結束。

黃大仙區議會秘書處
二零一六年六月

檔案編號：HAD WTSDC 13-15/5/11 Pt.27

致：黃大仙區議會轄下
地區設施管理委員會

反對啟德體育園區倉促推行 要求分階段處理無爭議項目

我們認同政府有責任促進體育發展，為市民以至運動員提供合適的運動場地。因此，我們原則上歡迎政府於香港增建體育設施。

惟體育園區預計造價超過240億，社會已有聲音質疑體育園區是否物有所值。此外，政府向區議會提交的最新文件未有詳細解釋體育園區運作，令社會釋疑。因此，我們認為政府應該分階段處理體育園區工程，優先處理無爭議項目。其餘項目應待交代詳細資料，釋徐公眾疑慮後，才再進行工程。

文件未能交代主場館的運用

根據文件介紹，主場館可容納5萬名觀眾，「可供舉辦大型體育賽事，如國際足球和欖球賽；亦可作文娛或其他用途，如音樂會、綜藝匯演、大型社區活動等」，惟文件未有交代日後主場館的需求分析，或如何避免主場館成為「大白象工程」。我們認為，假如主場館最終淪為現時香港大球場般每年只舉行數件「盛事」，或以「文娛或其他用途」作為主場館的主要用途，政府根本沒有必要興建如此規劃主場館。

文件未能交代主場館與日後各主要體育設施的關係

政府至今一直未能交代日後啟德體育園區與香港大球場、紅磡體育館、以其他相關體育設施或大型表演場地的關係。我們尤其關注，主場館落成後香港大球場的定位及角色。

綜合而言，既然政府提交的文件未能提供詳細的顧問研究數據以支持興建主場館，文件未有交代主場館落成後與其他主要體育設施的關係，因此我們反對倉促推行啟德體育園區計劃。我們認同政府可優先推行公眾運動場、室內體育館以至園景公園等較小爭議的項目，惟主場館及附設的酒店設施，則必須待政府提交更詳細的資料，釋徐公眾疑慮後才可動工。

立法會議員兼黃大仙區議員 胡志偉
黃大仙區議員 沈運華 胡志健
謹啟

2016年5月24日



本處檔案：L/WTSDC/DFMC/20160523/KMK

敬啟者：

關注香港城市大學天花倒塌事件
要求檢視本區同類型建築的安全問題

香港城市大學胡法光運動中心的綠化天台日前發生天花倒塌事件，我們對此表示極度關注，尤其在黃大仙區內亦有一些類似的建築物，例如東頭社區中心，不少居民向我們表示對此十分憂慮。為此，我們強烈要求政府：

- 第一、 詳細闡明黃大仙區內有否相同或類似的建築物，特別是天花及天台；
- 第二、 盡快檢驗黃大仙區內相同或類似的建築物；
- 第三、 盡快調查天花倒塌原因，是否涉及人為疏忽及其他類似的建築物是否存有同樣風險；及
- 第四、 解釋現行的法例能否規管這類的建築物。

希望 貴會將我們的關注及要求向政府反映，盡快跟進有關事件，保障市民大眾的安全。

此致

黃大仙區議會轄下地區設施管理委員會
主席暨全體委員

民建聯 黃大仙支部

黃大仙區議員

簡志豪 李德康 黎榮浩
何漢文 袁國強 蔡子健
譚美普

社區幹事

黃國恩 李美蘭 潘卓斌
越毅強

二零一六年五月二十三日

黃大仙支部	九龍黃大仙雙鳳街50-52號成功樓2字樓 Tel : 2351 4771 Fax : 2351 8014 1/F., Shing Kung House, 50-52 Sheung Fung Street, Wong Tai Sin, Kowloon
橫頭磡辦事處	九龍黃大仙橫頭磡邨宏顯樓平台104-105室 Tel : 2336 8192 Fax : 2336 1592 Flat 104-105, Wang Hin Hse., Wang Tau Hom Est., Wong Tai Sin, Kowloon
新蒲崗辦事處	九龍新蒲崗彩虹道60號衍慶大廈1樓C10 Tel : 2321 8111 Fax : 2321 8081 C10, 1/F., Yin Hing Bldg., 60 Choi Hung Road, San Po Kong, Kowloon

真誠為香港

二零一六年六月十五日啟德體育園無障礙設計座談會
出席機構名單

1. 香港展能藝術會
2. 香港路德會長青群康中心
3. 卓新力量
4. 扶康會
5. 香港盲人體育總會
6. 香港失明人協進會
7. 香港失明人佛教會
8. 香港傷殘青年協會
9. 香港復康聯會
10. 香港傷健協會
11. 香港復康力量
12. 香港盲人輔導會
13. 香港聾人福利促進會
14. 路德會啟聾學校
15. 堅毅忍者·障殘人士國際互助協會有限公司
16. 香港復康聯盟
17. 香港耀能協會
18. 路德會石硤尾失明者中心
19. 龍耳及香港社會服務聯會
20. 學前弱能兒童家長會
21. 基督教懷智服務處

附件 6
(只有英文版)

Home Affairs Bureau

**Report on Public Opinion Survey for
the Kai Tak Sports Park**

**Prepared by
Policy 21 Limited**

July 2016

Table of Content

Executive Summary	4
<i>Background</i>	4
<i>Key Findings</i>	4
1. Introduction.....	8
1.1 <i>Background</i>	8
1.2 <i>Objectives of the Public Opinion Survey</i>	8
1.3 <i>Survey Procedure</i>	8
1.4 <i>Public engagement exercise</i>	8
1.5 <i>Questionnaire survey</i>	9
2 Methodology	10
2.1 <i>Pretest</i>	10
2.2 <i>Analysis plan</i>	10
2.3 <i>Enumeration results</i>	12
2.4 <i>Organisation of the report</i>	12
3 Profile of the respondents	13
3.1 <i>Gender</i>	13
3.2 <i>Age Group</i>	14
3.3 <i>Physical Exercise Frequency</i>	15
3.4 <i>Residence</i>	16
4 Views related to the development of the Kai Tak Sports Park.....	17
4.1 <i>Chapter Summary</i>	17
4.2 <i>Findings</i>	18
4.3 <i>Further Analysis by different factors</i>	19
5 Views related to the role of the Kai Tak Sports Park	22
5.1 <i>Chapter Summary</i>	22
5.2 <i>Findings</i>	23
5.3 <i>Further Analysis by different factors</i>	23
6 Views related to the facilities in the Kai Tak Sports Park.....	31
6.1 <i>Chapter Summary</i>	31
6.2 <i>Findings</i>	33
6.3 <i>Further Analysis by different factors</i>	34
7 Views related to the interest in using the facilities in the Kai Tak Sports Park ..	40
7.1 <i>Chapter Summary</i>	40
7.2 <i>Findings</i>	41
7.3 <i>Further Analysis by different factors</i>	42

8	Views related to other comments on the Kai Tak Sports Park	49
8.1	<i>Chapter Summary</i>	49
8.2	<i>Findings</i>	49
8.2.1	<i>Suggestions on provision of sports facilities in the Sports Park</i>	49
8.2.2	<i>Suggestions on the planning of the Sports Park</i>	51
8.2.3	<i>Suggestions on improvement on facilities in the Sports Park</i>	54
8.2.4	<i>Suggestions on connectivity of the Sports Park</i>	55
8.2.5	<i>Suggestions on activities to be held in the Sports Park</i>	57
8.2.6	<i>Suggestions on the Main Stadium</i>	58
8.2.7	<i>Suggestions on the Indoor Sports Centre</i>	58
8.2.8	<i>Suggestions on the Public Sports Ground</i>	59

List of appendices

Appendix I: Questionnaire survey form

Appendix II: Statistics of the results of the questionnaire survey

Appendix III: Summary of comments received from the open-ended question of the questionnaire survey

Executive Summary

Background

1. To enhance public awareness of the development of the Kai Tak Sports Park and garner community support on the project, Home Affairs Bureau (HAB) launched a public engagement (PE) exercise between 20 May and 19 July 2016. It included the launching of a new project website (www.kaitaksportspark.hk), roving exhibition at various locations, public opinion survey, view-exchanging sessions with secondary school students and consultation with District Council. Policy 21 Limited (Policy 21) was appointed by HAB to conduct the public opinion survey.
2. Public views were collected during the opinion survey either by onsite interviews during roving exhibitions or self-administrated questionnaires via the project website. The questionnaire survey includes 5 key questions about the project (one of which is an open-ended question to receive any other comments from the respondents) and 4 questions of personal information. An introduction of the Kai Tak Sports Park project and the public opinion survey is included in the cover page of the questionnaire survey. The questionnaire survey form is shown in **Appendix I**.
3. The questionnaire survey was conducted from 20 May to 19 July 2016. A total of 6,454 valid responses were collected whereas 2,701 were from onsite interviews and 3,753 were from online questionnaires.
4. Among the 6,454 respondents, 59.8% were male and 40.2% were female. Regarding the age distribution, 8.9% aged below 18; 24.3% aged 18 to 29; 28.9% aged 30 to 44; 26.6% aged 45 to 59; 9.0% aged 60 to 69 and 2.2% aged 70 or above.

Key Findings

5. Regarding the views on the development of the Kai Tak Sports Park, the great majority (91.4%) of the respondents strongly wished or wished to see the development of a large sports park in the near future for people of Hong Kong to do exercise and take part in large-scale sports and other events.

6. Regarding the views on the role of the Kai Tak Sports Park, the majority of the respondents strongly agreed or agreed that the Kai Tak Sport Park would be able to facilitate the community to exercise (85.1%), provide open space for leisure and public use (84.8%), provide more opportunities for local athletes to compete on home ground (89.2%) and attract major international sports and other events to Hong Kong (88.8%). About 10.0% of the respondents remained neutral and only 3.0% to 5.1% of respondents did not agree.
7. The majority of the respondents (87.7%) strongly agreed or agreed that the Main Stadium would help promote sports development in Hong Kong. 8.5% of the respondents remained neutral and only 3.7% of the respondents did not agree.
8. The majority of the respondents (86.7%) strongly agreed or agreed that the Indoor Sports Centre would help promote sports development in Hong Kong. 9.7% of the respondents remained neutral and only 3.5% of the respondents did not agree.
9. The majority of the respondents (85.2%) strongly agreed or agreed that the Public Sports Ground would help promote sports development in Hong Kong. About 10.8% of the respondents remained neutral and only 4.0% of the respondents did not agree.
10. Regarding the interests of the respondents in using the facilities in the Kai Tak Sports Park, the majority of the respondents (83.3%) indicated that they were interested in watching sports or other events in the Main Stadium / Indoor Sports Centre / Public Sports Ground. Over two-thirds of the respondents indicated that they were interested in enjoying the Sports Park with family or friends (72.5%), playing badminton / table tennis / basketball / other ball games or taking part in leisure activities in the Indoor Sports Centre (71.9%), and strolling and relaxing in the Sports Park (68.1%). Nearly or over half of the respondents indicated that they were interested in cycling in the Sports Park (64.5%), jogging or exercising in the Public Sports Ground (63.2%), shopping and dining (53.7%) and taking part in athletic competition in the Public Sports Ground (48.0%).
11. Apart from the closed-ended questions, 3,018 opinions and suggestions from 2,042 respondents were collected from the open-ended question of “Do you

have other comments on the Kai Tak Sports Park?”. The comments are summarized into 8 aspects including:

- (1) Provision of sports facilities (43.6%);
- (2) Planning of the Sports Park (31.1%);
- (3) Improvement on facilities (7.1%);
- (4) Connectivity (6.4%);
- (5) Activities to be held in the Sports Park (5.8%);
- (6) Main Stadium (3.3%);
- (7) Indoor Sports Centre (1.7%); and
- (8) Public Sports Ground (1.0%).

12. 1,315 responses made suggestion on sports facilities to be provided in the Kai Tak Sports Park. The top eight facilities mentioned are lawn bowling field (18.4%), beach volleyball and beach handball court (17.6%), swimming pool (11.9%), watersports centre (10.8%), wood ball field (6.7%), handball court (4.2%), climbing facilities (rock / ice climbing) (3.7%) and tennis court (3.7%).
13. 939 responses are related to the planning of the Kai Tak Sports Park, they are related to development direction (e.g. urge for early implementation of the Sports Park, consider the needs of people of different ages and provide more sports facilities which are not included in the project scope etc.) (42.0%), usage and objectives (28.8%), provision of sports and ancillary facilities (11.9%), construction and design issues (7.6%) and financial implication (6.6%).
14. 214 responses provided suggestions on improvement of facilities in the Kai Tak Sports Park. Comments included: “increase the length and linkage of the cycling track” (29.9%), “provision of more ancillary facilities (e.g. roof covers and more seats should be provided)” (18.2%), “provision of food & beverages and water dispenser service” (8.4%), “provision of more plants” (7.5%) and “provision of sufficient vehicle parking spaces” (7.0%).
15. 194 responses provided suggestions on improvement of connectivity of the Kai Tak Sports Park. The key suggestions are “comprehensive transportation network should be provided” (64.4%), “should locate the Sports Park at a location convenient to residents at different districts” (24.7%) and “provide free shuttle bus between MTR stations and the Sports Park” (10.8%).

16. 175 responses provided suggestions on activities to be held in the Kai Tak Sports Park. The top three are “competitions” (37.7%), “sports activities / events” (23.4%) and “sports and other training / interest courses” (10.9%).
17. 100 responses provided suggestions on the Main Stadium of the Kai Tak Sports Park. The key ones include “increase the seating capacity” (26.0%), “strengthen turf maintenance” (24.0%), “design issues (e.g. to make reference to the stadium design of other countries)” (21.0%) and “increase the type of facilities (e.g. running track, emergency room)” (16.0%).
18. 52 responses provided suggestions on the Indoor Sport Centre of the Kai Tak Sports Park. The key ones include “increase the type of facilities (e.g. to provide 5-a-side football pitch)” (28.8%), “increase the seating capacity” (25.0%), “increase the quantity of the facilities in the Centre” (23.1%), and “allow entertainment event to be held in the Centre” (13.5%).
19. 29 responses provided suggestions on the Public Sports Ground of the Kai Tak Sports Park. The key ones include “increase the seating capacity” (37.9%), “design issues (e.g. to make reference to the design of spectator stands and entrance of the sports ground in foreign countries)” (24.1%), “priority should be given to sports events” (17.2%), and “usage issues (e.g. the function of the Public Sports Ground is similar to other sports ground, causing a low incentive for the public to travel along to the Sports Park for the concerned facility)” (13.8%).
20. In summary, the majority of the respondents wished to see the development of a large sports park in the near future for people of Hong Kong and they also agreed that the Kai Tak Sports Park should be positioned to facilitate the community to exercise, provide open space for leisure and public use, provide more opportunities for local athletes to compete on home ground and attract major international sports and other events to Hong Kong. In addition, most of the respondents showed their interests in using facilities of the Kai Tak Sports Park when it is completed. Statistics on the results of the questionnaire survey is shown in **Appendix II**.

1 Introduction

1.1 Background

1.1.1 To enhance public awareness of the development of the Kai Tak Sports Park and garner community support on the project, HAB launched a public engagement PE exercise between 20 May and 19 July 2016. It included the launch of a new project website (www.kaitaksportspark.hk), roving exhibition at various locations, public opinion survey, view-exchanging sessions with secondary school students and consultation with District Councils.

1.2 Objectives of the Public Opinion Survey

1.2.1 The objective of the public opinion survey is to gauge public views relating to the Kai Tak Sports Park.

1.2.2 Policy 21 has been appointed by HAB to conduct the public opinion survey.

1.3 Survey Procedure

1.3.1 The fieldwork has been divided into 2 tasks:

- Public engagement exercise
- Questionnaire survey

1.4 Public engagement exercise

1.4.1 To provide background information on the Kai Tak Sports Park and facilitate the public to participate in this project, fieldworkers were deployed to assist in manning the roving exhibition and encourage the respondents to express their views.

1.4.2 6 standard panels were used to display the information of the Kai Tak Sports Park, including the aims, overview, location, facilities and details of the public engagement exercise.

1.4.3 The exhibitions were taken place in sports centres, community halls and libraries, as well as some sports events and ceremonies (e.g. FIVB Volleyball World Grand Prix, 2016 Olympic Day - Olympic “Fun” Run and the 9th Hong

Kong Dance Sport Festival WDSF GrandSlam Hong Kong 2016 etc.). To facilitate the public to visit the exhibitions and promote awareness of the project, panels were set up in open areas and fieldworkers stayed nearby to man the roving exhibition.

- 144 For each venue, depending on the expected foot traffic, 2 or more fieldworkers were deployed to introduce the project and conduct the questionnaire survey.
- 145 Training on interview techniques, code of conduct, model answers for frequently asked questions and briefing sessions were arranged for the fieldworkers before data collection to ensure that all fieldworkers could fully understand the Kai Tak Sports Park project and fieldwork procedures so as to introduce the details to the public and conduct the questionnaire survey accurately and effectively.

1.5 Questionnaire survey

- 151 To facilitate the collection of a considered view from the respondents and to avoid influencing the respondents' views, the questionnaire survey was designed in the way that the fieldworkers could:
 - (a) Conduct the interview in an efficient manner to enable the respondents to answer as many questions as possible within the shortest time span. Having a complicated and clumsy questionnaire survey would affect the willingness of the respondents to complete the questionnaire surveys; and
 - (b) Ensure that the information collected from the respondents is reliable, and avoid respondent errors incurred from misunderstanding of the questions asked and interviewer bias (with leading or loaded questions) as far as possible.
- 152 The questionnaire survey includes 5 key questions about the project (one of which is an open-ended question to receive any other comments from the respondents) and 4 questions of personal information.

2 Methodology

2.1 *Pretest*

- 2.1.1 The pretest of the public opinion survey was conducted from 2 May to 6 May 2016. The purpose of the pretest is to test the effectiveness of the questionnaire survey and operational procedures. Each question in the questionnaire survey was fully tested in the pretest. A total of 10 interviews were successfully conducted. Views on the questionnaire flow were collected from the respondents.
- 2.1.2 The questionnaire survey was found to be generally in order during the pretest. The respondents were able to answer the questions satisfactorily. On average, it took about 5 minutes to complete the questionnaire survey. The longest time required for completing the questionnaire survey was 10 minutes. Slight textual amendments were made after the pretest.

2.2 *Analysis plan*

- 2.2.1 The framework for data collection and data analysis are inevitably inter-related. The latter also affects how the questionnaire survey should be designed. In addition to the questionnaire design, the classification system and coding scheme used are also closely related to how the data analysis is to be conducted.
- 2.2.2 A neutral and simple framework for data analysis is proposed as follows:
- (a) Data collected from objective questions are both nominal and ordinal in nature. These data will be analyzed using such statistical measures like mean (or average), percentage distribution (making use of graphical presentation wherever possible) and standard deviation (as a measure of dispersion);
 - (b) Data collected from subjective questions will be analyzed in a similar fashion. In addition, scaling methods like Likert scale (e.g. a 5- or 10-point Likert scale) will be used to categorize responses and analyze the data.

- 223 More specifically, the following analysis plan is proposed:
- (a) Summary of respondents' opinion with different demographic background would be expressed in terms of percentage distribution by scores, mean scores and standard deviations;
 - (b) Detailed cross-tabulations of the questionnaire survey data (e.g. by gender, age, frequency of conducting physical exercise and place of residence, etc.) would be provided; and
 - (c) Statistical testing and correlation analysis would be provided if any significant findings were found.
- 224 By compiling the cross-tabulations, different views of people from different background could be illustrated to facilitate further analysis and discussion.
- 225 An in-house experienced team is responsible for data processing and data analysis. Data analysis was conducted by researchers with ample experience in social research and data analysis. Standard computer packages such as SPSS 23.0 were used.
- 226 The open-ended answers have been analyzed and categorised into the following aspects: suggestions on provision of sports facilities, planning of the Sports Park, improvement on facilities, connectivity, activities to be held, Main Stadium, Indoor Sports Centre and Public Sports Ground.

2.3 Enumeration results

23.1 The questionnaire survey was conducted from 20 May to 19 July 2016. A total of 6,454 respondents were interviewed while 2,701 questionnaires were completed onsite and 3,753 questionnaires were completed online. Details of the enumeration results are listed below:

Table 2.3.1 Number and percentage of respondents by batch

	Mode					
	Onsite		Online		Total	
	no.	%	no.	%	no.	%
Batch 1 (20 May – 26 May 2016)	194	7.2	982	26.2	1,176	18.2
Batch 2 (27 May – 2 June 2016)	375	13.9	631	16.8	1,006	15.6
Batch 3 (3 June – 14 June 2016)	536	19.8	275	7.3	811	12.6
Batch 4 (15 June – 21 June 2016)	110	4.1	223	5.9	333	5.2
Batch 5 (22 June – 27 June 2016)	252	9.3	315	8.4	567	8.8
Batch 6 (28 June – 4 July 2016)	329	12.2	26	0.7	355	5.5
Batch 7 (5 July – 10 July 2016)	749	27.7	509	13.6	1,258	19.5
Batch 8 (11 July – 19 July 2016)	156	5.8	792	21.1	948	14.7
Total	2,701	100	3,753	100	6,454	100

2.4 Organisation of the report

24.1 This report comprises the following sections:

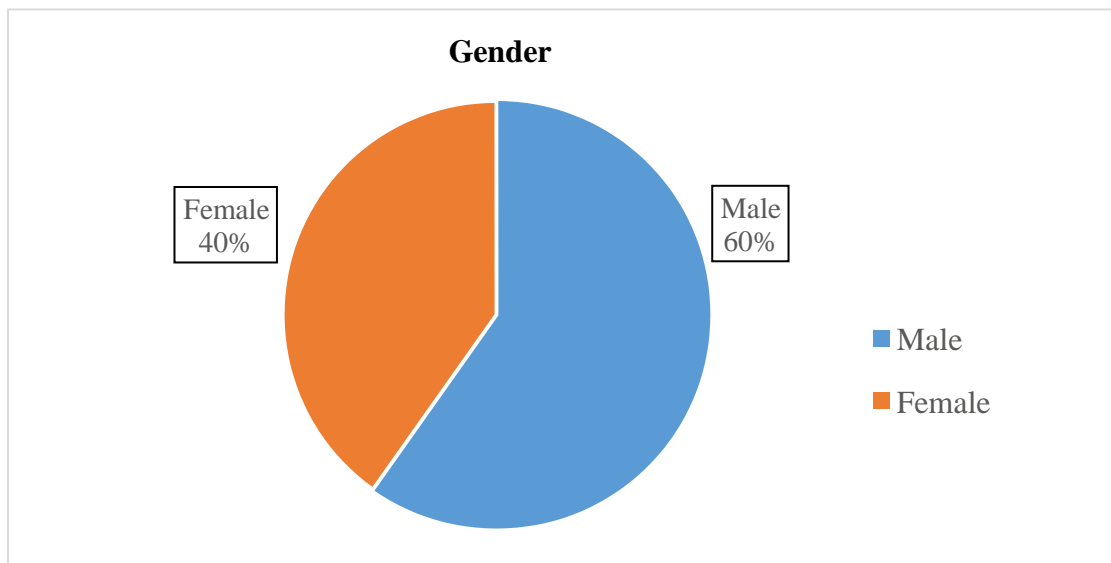
- a) Profile of the respondents;
- b) Views related to the development of the Kai Tak Sports Park;
- c) Views related to the role of the Kai Tak Sports Park;
- d) Views related to the facilities in the Kai Tak Sports Park;
- e) Views related to the interest in using the facilities in the Kai Tak Sports Park; and
- f) Views related to other comments on the Kai Tak Sports Park.

3 Profile of the respondents

3.1 Gender

3.1.1 Among the 6,454 respondents, 3,860 (59.8%) respondents were male and 2,594 (40.2%) residents were female.

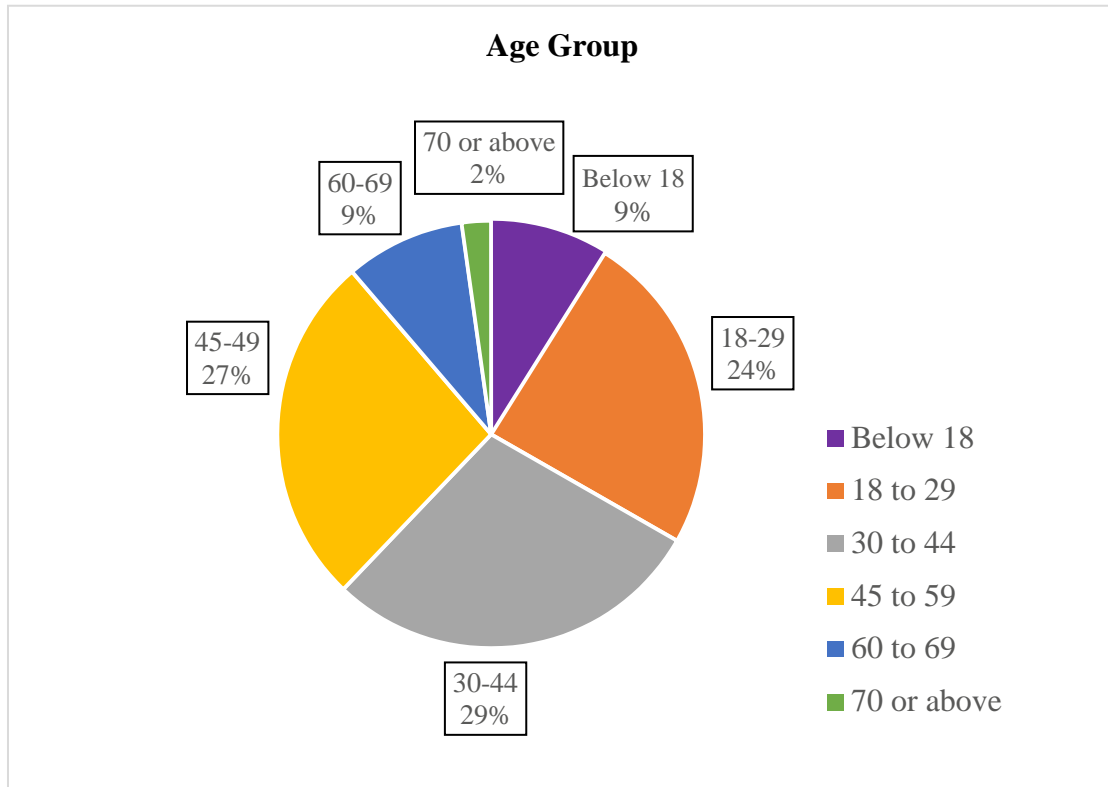
Chart 3.1.1 Gender



3.2 Age Group

3.2.1 It was estimated that among the 6,454 respondents, 28.9% aged 30 to 44, 26.6% aged 45 to 59; 24.3% aged 18 to 29. Aged 60 to 69 and aged below 18 accounted for 9.0% and 8.9% respectively. Aged 70 or above were 2.2%.

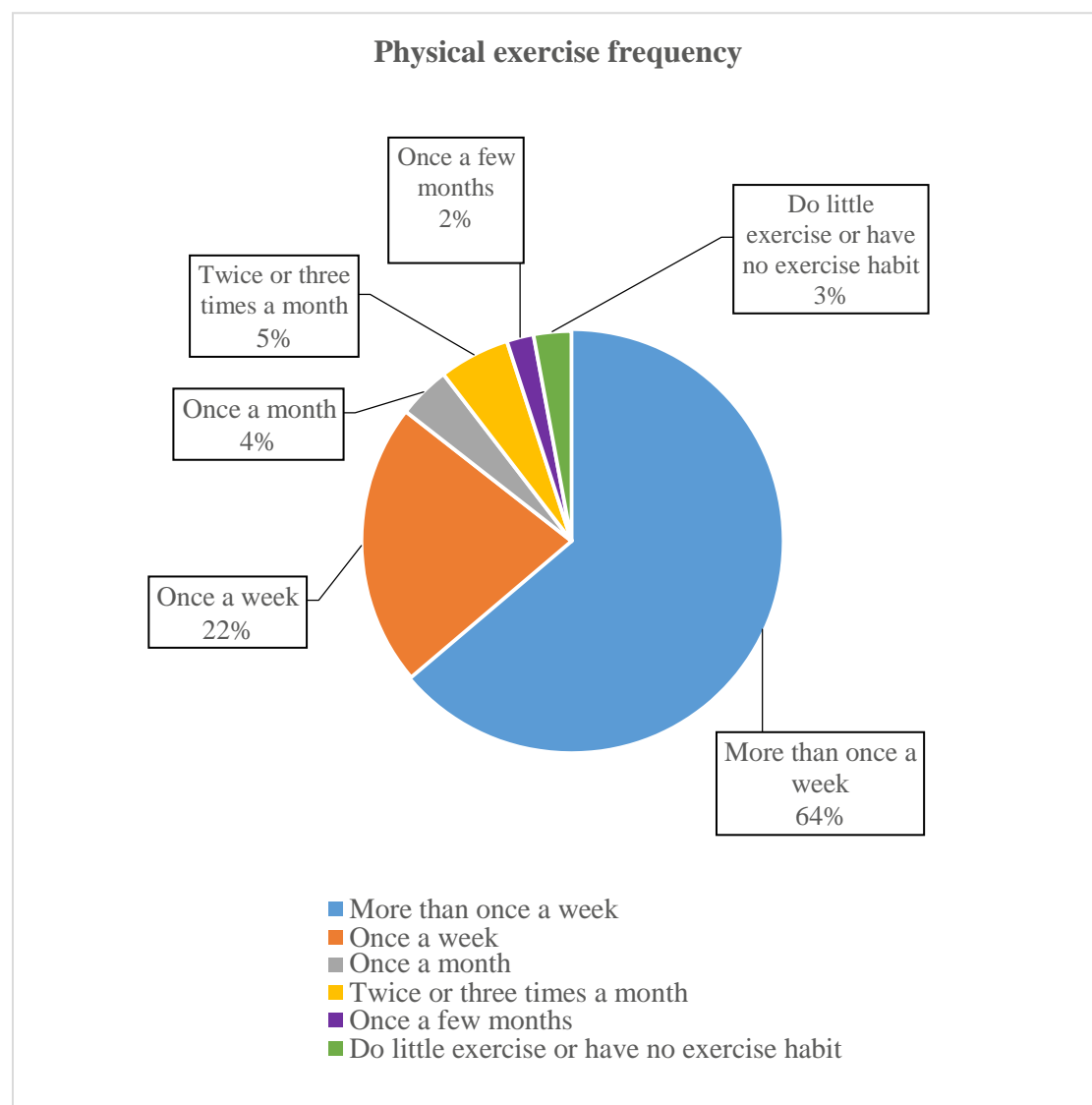
Chart 3.2.1 Age group



3.3 Physical Exercise Frequency

3.3.1 Most of the respondents (63.8%) do physical exercise more than once a week, 21.8% of respondents do physical exercise once a week. Respondents who do physical exercise at least once a month and once in a few months constituted 4.0% and 2.1% respectively. 5.4% of respondents do exercise twice or three times a month. Only 2.9% of respondents do a little physical exercise or have no exercise habit.

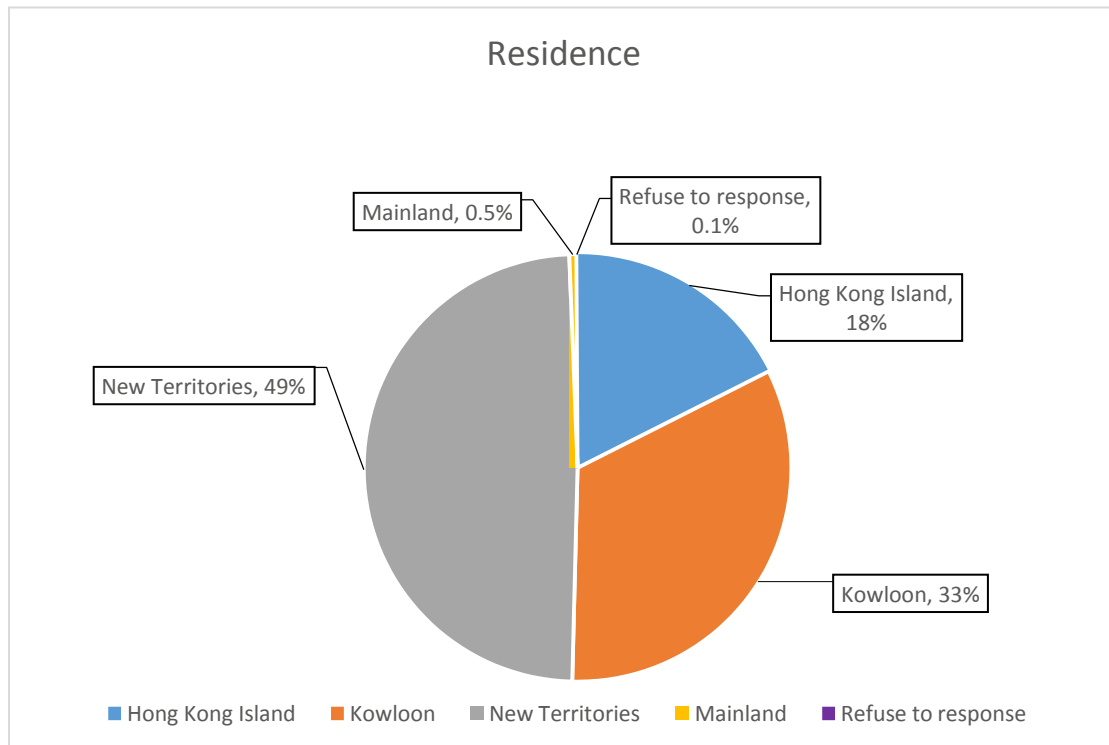
Chart 3.3.1 Habit of doing exercises or sport activities



3.4 Residence

3.4.1 Nearly half of the respondents (49.0%) live in New Territories, 32.9% live in Kowloon and 17.5% live on Hong Kong Island. About 0.5% of respondents live in Mainland. No respondents from overseas had completed the questionnaire survey during the PE exercise.

Chart 3.4.1 Residence



4 Views related to the development of the Kai Tak Sports Park

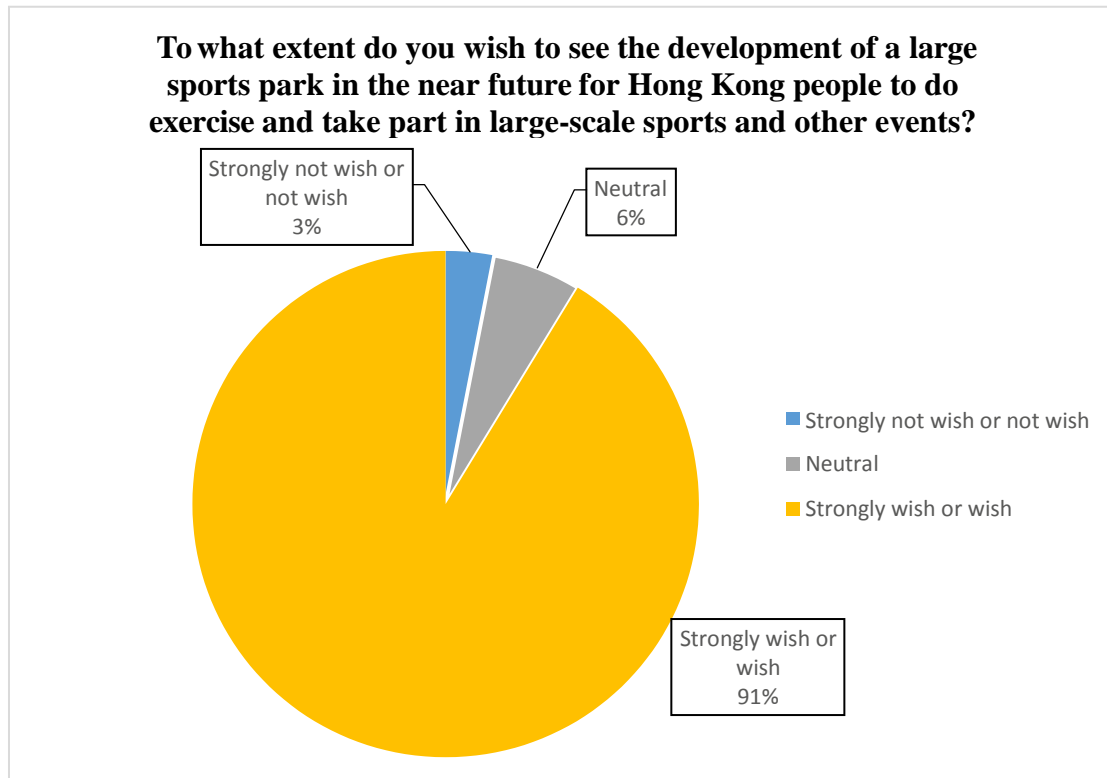
4.1 Chapter Summary

- 4.1.1 This chapter explores the extent of aspiration of development of a large sports park in the near future from view of the public.
- 4.1.2 Regarding the views in relation to the development of the Kai Tak Sports Park, the great majority (91.4%) of respondents strongly wished or wished to see the development of a large sports park in the near future for people of Hong Kong to do exercise and take part in large-scale sports and other events.
- 4.1.3 Analysed by gender (both male and female), 92.3% of male and 89.9% of female respondents either strongly wished or wished to see the development of the Sports Park respectively.
- 4.1.4 Respondents who aged 30 to 44 showed strongest support to the development of the Sports Park (92.3%), followed by the age group of 18 to 29 (91.8%).
- 4.1.5 Analysed by different physical exercise frequency, 93.2% of respondents who do physical exercise more than once a week either strongly wished or wished to see the development of the Sports Park. 71.8% of respondents who do little or no physical exercise also wished to see the development of the Sports Park.
- 4.1.6 Analysed by residence of the respondents, 92.8% of respondents who resided on Hong Kong Island strongly wished or wished to see the development of the Sports Park.

4.2 Findings

4.2.1 Over 90.0% of the respondents strongly wished or wished to see the development of a large sports park in the near future for Hong Kong people to do exercise and take part in large-scale sports and other events.

Chart 4.2.1 The development of a large sports park in the near future for Hong Kong people to do exercise and take part in large-scale sports and other events



4.3 Further Analysis by different factors

a) Gender

431 The majority of the respondents strongly wished (61.1%) or wished (31.2%) to see the development of a large sports park in the near future for Hong Kong people to do exercise and take part in large-scale sports and other events. 92.3% of male respondents and 89.9% of female respondents either strongly wished or wished to see the development of the Sports Park respectively.

Table 4.3.1 Development of the Kai Tak Sports Park by gender

	The development of the Kai Tak Sports Park					
	Male		Female		Total	
	no.	%	no.	%	no.	%
Strongly Not Wish	82	2.1	40	1.5	122	1.9
Not Wish	52	1.3	39	1.5	91	1.4
Neutral	163	4.2	182	7.0	345	5.3
Wish	1,204	31.2	1,035	39.9	2,239	34.7
Strongly Wish	2,359	61.1	1,298	50.0	3,657	56.7
Total	3,860	100	2,594	100	6,454	100

b) Age

432 In general, respondents from all age groups showed their support towards the development of the Sports Park. Respondents aged 30 to 44 (92.3%) had the highest proportion on showing their wish to see the development of the Sports Park, followed by the age group of 18 to 29 (91.8%).

Table 4.3.2 Development of the Kai Tak Sports Park by age

	Development of the Kai Tak Sports Park											
	Below 18		18 to 29		30 to 44		45 to 59		60 to 69		70 or above	
	no.	%	no.	%	no.	%	no.	%	no.	%	no.	%
Strongly Not Wish	10	1.7	30	1.9	38	2.0	36	2.1	4	0.7	4	2.8
Not Wish	6	1.0	22	1.4	22	1.2	23	1.3	16	2.7	2	1.4
Neutral	38	6.6	76	4.8	82	4.4	97	5.6	40	6.9	12	8.4
Wish	184	31.9	505	32.1	593	31.8	625	36.4	268	46.0	64	44.8
Strongly Wish	338	58.7	938	59.7	1,128	60.5	937	54.5	255	43.7	61	42.7
Total	576	100	1,571	100	1,863	100	1,718	100	583	100	143	100

c) Physical Exercise Frequency

433 Among different physical exercise frequency, respondents who do physical exercise more than once a week (93.2%) had the highest proportion on showing their wish to see the development of the Sports Park than other respondents.

Table 4.3.3 Development of the Kai Tak Sports Park by physical exercise frequency

	The development of the Kai Tak Sports Park											
	More than once a week		Once a week		Once a month		Twice or three times a month		Once a few months		Little or no physical exercise	
	no.	%	no.	%	no.	%	no.	%	no.	%	no.	%
Strongly Not Wish	80	1.9	25	1.8	5	1.9	5	1.4	1	0.8	6	3.2
Not Wish	45	1.1	17	1.2	10	3.9	5	1.4	7	5.3	7	3.7
Neutral	153	3.7	79	5.6	27	10.4	29	8.2	17	12.8	40	21.3
Wish	1,126	27.3	643	45.8	127	49	209	59.4	56	42.1	78	41.5
Strongly Wish	2,714	65.9	640	45.6	90	34.7	104	29.5	52	39.1	57	30.3
Total	4,118	100	1,404	100	259	100	352	100	133	100	188	100

d) Residence

434 At least 90.0% of local respondents strongly wished or wished to see the development of the Sports Park.

Table 4.3.4 Development of the Kai Tak Sports Park by residence

	The development of the Kai Tak Sports Park									
	Hong Kong Island		Kowloon		New Territories		Mainland		Refuse to response	
	no.	%	no.	%	no.	%	no.	%	no.	%
Strongly Not Wish	25	2.2	37	1.7	60	1.9	0	0.0	0	0.0
Not Wish	15	1.3	30	1.4	45	1.4	1	2.9	0	0.0
Neutral	42	3.7	116	5.5	186	5.9	1	2.9	0	0.0
Wish	344	30.4	755	35.6	1,128	35.7	9	26.5	3	50.0
Strongly Wish	706	62.4	1,183	55.8	1,742	55.1	23	67.6	3	50.0
Total	1,132	100	2,121	100	3,161	100	34	100	6	100

5 Views related to the role of the Kai Tak Sports Park

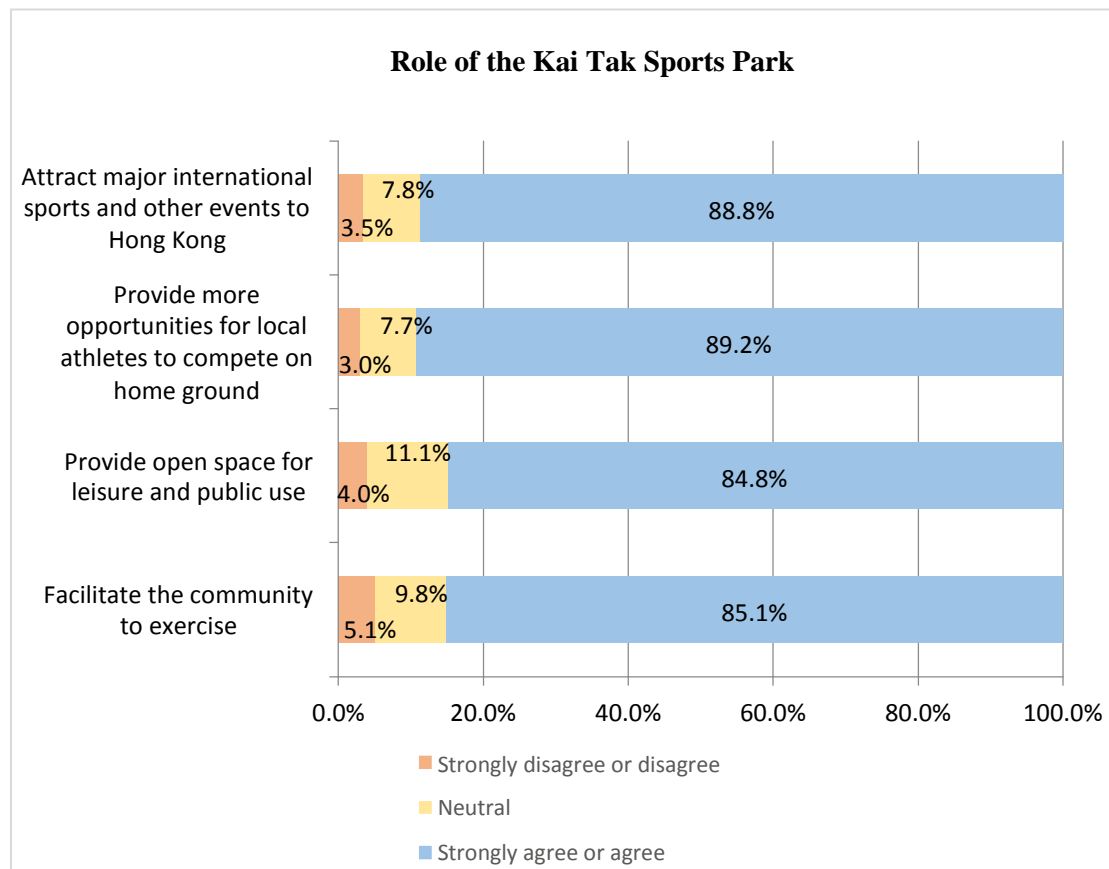
5.1 Chapter Summary

- 5.1.1 This chapter explores the role of the Kai Tak Sports Park from the views of public. Four statements on the roles are provided to the respondents and they are: “Facilitate the community to exercise”, “Provide open space for leisure and public use”, “Provide more opportunities for local athletes to compete on home ground” and “Attract major international sports and other events to Hong Kong”.
- 5.1.2 The majority of the respondents strongly agreed or agreed that the Sport Park would be able to provide more opportunities for local athletes to compete on home ground (89.2%) and attract major international sports and other events to Hong Kong (88.8%).
- 5.1.3 Analysed by gender (both male and female), 57.5% of male and 49.1% of female respondents agreed that the Sports Park would provide more opportunities for local athletes to compete on home ground.
- 5.1.4 Analysed by age groups, a high proportion of respondents who aged 18 to 29, 30 to 44 and 45 to 59 strongly agreed or agreed that the Sports Park would provide more opportunities for local athletes to compete on home ground, the corresponding percentage rate were 88.5%, 90.1% and 90.1% respectively. 89.4% of respondents who aged below 18 strongly agreed or agreed that the Sports Park would attract major international sports and other events to Hong Kong. 88.3% of respondents who aged 60 to 69 strongly agreed or agreed that the Sports Park would be able to facilitate the community to exercise. The majority of elderly (aged 70 or above) strongly agreed or agreed that the Sports Park would be able to provide open space for leisure and public use (85.3%) and attract major international sports and other events to Hong Kong (85.3%).
- 5.1.5 Analysed by different physical exercise frequency and residence of the respondents, a high percentage of respondents who do physical exercise more than once a week (90.4%) either strongly agreed or agreed that the Sports Park would provide more opportunities for local athletes to compete on home ground among all physical exercise frequency groups and residence.

5.2 Findings

521 More than 80.0% of respondents either strongly agreed or agreed that the Sports Park would be able to facilitate the community to exercise, provide open space for leisure and public use, and provide more opportunities for local athletes to compete on home ground.

Chart 5.2.1 Role of the Kai Tak Sports Park



5.3 Further Analysis by different factors

a) Gender

531 Analysed by gender (both male and female), it was noted that a higher proportion of male respondents than female respondents strongly agreed that the Sports Park would facilitate the community to exercise (41.6%) (female: 39.0%), provide open space for leisure and public use (40.6%) (female: 38.6%), provide more opportunities for local athletes to compete on home

ground (57.5%) (female: 49.1%), and attract major international sports and other events to Hong Kong (58.4%) (female: 47.1%).

Table 5.3.1 Role of the Kai Tak Sports Park by gender

		Role of the Kai Tak Sports Park					
		Male		Female		Total	
		no.	%	no.	%	no.	%
Facilitate the community to exercise	Strongly disagree	82	2.1	26	1	108	1.7
	Disagree	133	3.4	85	3.3	218	3.4
	Neutral	411	10.6	224	8.6	635	9.8
	Agree	1,630	42.2	1,247	48.1	2,877	44.6
	Strongly Agree	1,604	41.6	1,012	39	2,616	40.5
Provide open space for leisure and public use	Strongly disagree	72	1.9	25	1	97	1.5
	Disagree	114	3	49	1.9	163	2.5
	Neutral	441	11.4	277	10.7	718	11.1
	Agree	1,664	43.1	1,242	47.9	2,906	45
	Strongly Agree	1,569	40.6	1,001	38.6	2,570	39.8
Provide more opportunities for local athletes to compete on home ground	Strongly disagree	54	1.4	25	1	79	1.2
	Disagree	69	1.8	48	1.9	117	1.8
	Neutral	288	7.5	211	8.1	499	7.7
	Agree	1,231	31.9	1,036	39.9	2,267	35.1
	Strongly Agree	2,218	57.5	1,274	49.1	3,492	54.1
Attract major international sports and other events to Hong Kong	Strongly disagree	66	1.7	25	1	91	1.4
	Disagree	76	2	56	2.2	132	2
	Neutral	289	7.5	214	8.2	503	7.8
	Agree	1,173	30.4	1,076	41.5	2,249	34.8
	Strongly Agree	2,256	58.4	1,223	47.1	3,479	53.9
Total		3,860	100	2,594	100	6,454	100

b) Age

532 In general, less respondents in the age group 70 or above agreed with the role of the Sports Park than respondents in other age groups, while respondents aged 45 to 59 agreed with the role of the Sports Park most.

Table 5.3.2 Role of the Kai Tak Sports Park by age

		Below 18		18 to 29		30 to 44	
		no.	%	no.	%	no.	%
Facilitate the community to exercise	Strongly disagree	10	1.7	33	2.1	32	1.7
	Disagree	16	2.8	50	3.2	61	3.3
	Neutral	51	8.9	183	11.6	193	10.4
	Agree	239	41.5	685	43.6	793	42.6
	Strongly Agree	260	45.1	620	39.5	784	42.1
Provide open space for leisure and public use	Strongly disagree	12	2.1	29	1.8	25	1.3
	Disagree	15	2.6	38	2.4	44	2.4
	Neutral	76	13.2	214	13.6	199	10.7
	Agree	232	40.3	715	45.5	797	42.8
	Strongly Agree	241	41.8	575	36.6	798	42.8
Provide more opportunities for local athletes to compete on home ground	Strongly disagree	8	1.4	18	1.1	22	1.2
	Disagree	10	1.7	36	2.3	28	1.5
	Neutral	44	7.6	127	8.1	135	7.2
	Agree	170	29.5	453	28.8	643	34.5
	Strongly Agree	344	59.7	937	59.6	1,035	55.6
Attract major international sports and other events to Hong Kong	Strongly disagree	7	1.2	24	1.5	27	1.4
	Disagree	14	2.4	33	2.1	37	2
	Neutral	40	6.9	126	8	126	6.8
	Agree	193	33.5	478	30.4	618	33.2
	Strongly Agree	322	55.9	910	57.9	1,055	56.6
Total		576	100	1,571	100	1,863	100

Table 5.3.2 Role of the Kai Tak Sports Park by age (Cont'd)

		45 to 59		60 to 69		70 or above	
		no.	%	no.	%	no.	%
Facilitate the community to exercise	Strongly disagree	24	1.4	5	0.9	4	2.8
	Disagree	64	3.7	23	3.9	4	2.8
	Neutral	148	8.6	40	6.9	20	14
	Agree	771	44.9	315	54	74	51.7
	Strongly Agree	711	41.4	200	34.3	41	28.7
Provide open space for leisure and public use	Strongly disagree	23	1.3	6	1	2	1.4
	Disagree	46	2.7	17	2.9	3	2.1
	Neutral	166	9.7	47	8.1	16	11.2
	Agree	774	45.1	309	53	79	55.2
	Strongly Agree	709	41.3	204	35	43	30.1
Provide more opportunities for local athletes to compete on home ground	Strongly disagree	22	1.3	6	1	3	2.1
	Disagree	31	1.8	9	1.5	3	2.1
	Neutral	117	6.8	61	10.5	15	10.5
	Agree	642	37.4	286	49.1	73	51
	Strongly Agree	906	52.7	221	37.9	49	34.3
Attract major international sports and other events to Hong Kong	Strongly disagree	24	1.4	6	1	3	2.1
	Disagree	29	1.7	16	2.7	3	2.1
	Neutral	140	8.1	54	9.3	17	11.9
	Agree	615	35.8	276	47.3	69	48.3
	Strongly Agree	910	53	231	39.6	51	35.7
Total		1,718	100	583	100	143	100

c) Physical Exercise Frequency

533 As shown in table 5.3.3, respondents who had little or no physical exercise habit were less strongly agreed or agreed with the role of the Sports Park compared with other respondents who had regular physical exercise habit.

Table 5.3.3 Role of the Kai Tak Sports Park by physical exercise frequency

		More than once a week		Once a week		Once a month	
		no.	%	no.	%	no.	%
Facilitate the community to exercise	Strongly disagree	63	1.5	25	1.8	5	1.9
	Disagree	121	2.9	52	3.7	10	3.9
	Neutral	375	9.1	136	9.7	36	13.9
	Agree	1,589	38.6	741	52.8	152	58.7
	Strongly Agree	1,970	47.8	450	32.1	56	21.6
Provide open space for leisure and public use	Strongly disagree	62	1.5	19	1.4	6	2.3
	Disagree	115	2.8	28	2	6	2.3
	Neutral	458	11.1	152	10.8	31	12
	Agree	1,604	39	738	52.6	142	54.8
	Strongly Agree	1,879	45.6	467	33.3	74	28.6
Provide more opportunities for local athletes to compete on home ground	Strongly disagree	49	1.2	18	1.3	2	0.8
	Disagree	72	1.7	28	2	5	1.9
	Neutral	274	6.7	123	8.8	33	12.7
	Agree	1,157	28.1	623	44.4	120	46.3
	Strongly Agree	2,566	62.3	612	43.6	99	38.2
Attract major international sports and other events to Hong Kong	Strongly disagree	57	1.4	19	1.4	4	1.5
	Disagree	84	2	27	1.9	9	3.5
	Neutral	274	6.7	129	9.2	26	10
	Agree	1,164	28.3	619	44.1	108	41.7
	Strongly Agree	2,539	61.7	610	43.4	112	43.2
Total		4,118	100	1,404	100	259	100

Table 5.3.3 Role of the Kai Tak Sports Park by physical exercise frequency
(Cont'd)

		Twice or three times a month		Once a few months		Little or no physical exercise	
		no.	%	no.	%	no.	%
Facilitate the community to exercise	Strongly disagree	9	2.6	1	0.8	5	2.7
	Disagree	9	2.6	6	4.5	20	10.6
	Neutral	38	10.8	20	15	30	16
	Agree	216	61.4	78	58.6	101	53.7
	Strongly Agree	80	22.7	28	21.1	32	17
Provide open space for leisure and public use	Strongly disagree	5	1.4	1	0.8	4	2.1
	Disagree	5	1.4	3	2.3	6	3.2
	Neutral	28	8	17	12.8	32	17
	Agree	230	65.3	81	60.9	111	59
	Strongly Agree	84	23.9	31	23.3	35	18.6
Provide more opportunities for local athletes to compete on home ground	Strongly disagree	5	1.4	1	0.8	4	2.1
	Disagree	4	1.1	5	3.8	3	1.6
	Neutral	31	8.8	7	5.3	31	16.5
	Agree	202	57.4	68	51.1	97	51.6
	Strongly Agree	110	31.3	52	39.1	53	28.2
Attract major international sports and other events to Hong Kong	Strongly disagree	5	1.4	1	0.8	5	2.7
	Disagree	4	1.1	5	3.8	3	1.6
	Neutral	30	8.5	10	7.5	34	18.1
	Agree	203	57.7	64	48.1	91	48.4
	Strongly Agree	110	31.3	53	39.8	55	29.3
Total		352	100	133	100	188	100

d) Residence

534 Regarding local residents, 61.7% of respondents who resided on Hong Kong Island strongly agreed that the Sports Park would help attract major international sports and other events to Hong Kong. The percentage rate was significantly higher than that of respondents who resided in Kowloon and New Territories.

Table 5.3.4 Role of the Kai Tak Sports Park by residence

		Hong Kong Island		Kowloon		New Territories		Mainland		Refuse to response	
		no.	%	no.	%	no.	%	no.	%	no.	%
Facilitate the community to exercise	Strongly disagree	29	2.6	42	2	37	1.2	0	0	0	0
	Disagree	35	3.1	60	2.8	122	3.9	1	2.9	0	0
	Neutral	137	12.1	177	8.3	320	10.1	1	2.9	0	0
	Agree	470	41.5	910	42.9	1,478	46.8	15	44.1	4	66.7
	Strongly Agree	461	40.7	932	43.9	1,204	38.1	17	50	2	33.3
Provide open space for leisure and public use	Strongly disagree	19	1.7	44	2.1	34	1.1	0	0	0	0
	Disagree	47	4.2	46	2.2	70	2.2	0	0	0	0
	Neutral	122	10.8	212	10	380	12	4	11.8	0	0
	Agree	487	43	911	43	1,492	47.2	12	35.3	4	66.7
	Strongly Agree	457	40.4	908	42.8	1,185	37.5	18	52.9	2	33.3
Provide more opportunities for local athletes to compete on home ground	Strongly disagree	16	1.4	41	1.9	22	0.7	0	0	0	0
	Disagree	15	1.3	41	1.9	60	1.9	0	0	1	16.7
	Neutral	72	6.4	166	7.8	259	8.2	2	5.9	0	0
	Agree	362	32	769	36.3	1,123	35.5	10	29.4	3	50
	Strongly Agree	667	58.9	1,104	52.1	1,697	53.7	22	64.7	2	33.3
Attract major international sports and other events to Hong Kong	Strongly disagree	16	1.4	47	2.2	28	0.9	0	0	0	0
	Disagree	23	2	48	2.3	59	1.9	1	2.9	1	16.7
	Neutral	68	6	171	8.1	261	8.3	2	5.9	1	16.7
	Agree	326	28.8	780	36.8	1,136	35.9	4	11.8	3	50
	Strongly Agree	699	61.7	1,075	50.7	1,677	53.1	27	79.4	1	16.7
Total		1,132	100	2,121	100	3,161	100	34	100	6	100

535 Due to geographic advantages, a higher proportion of respondents who resided in Kowloon strongly agreed that the development of Sports Park would facilitate them to do exercise.

536 It was noted that a high proportion of mainland respondents agreed that the Sports Park could facilitate the community to exercise (50.0 %), provide open space for leisure and public use (52.9 %), provide more opportunities for local athletes to compete on home ground (64.7 %) and attract major international sports and other events to Hong Kong (79.4 %).

6 Views related to the facilities in the Kai Tak Sports Park

6.1 Chapter Summary

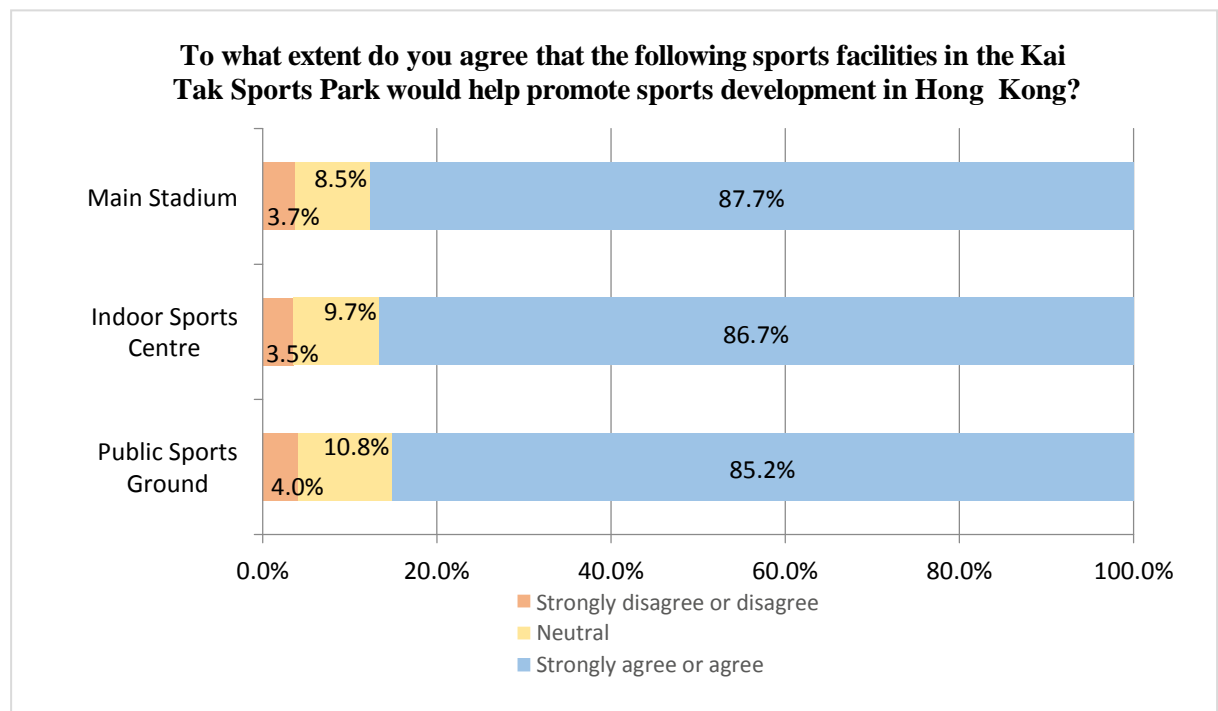
- 6.1.1 This chapter explores the sports facilities proposed by the Kai Tak Sports Park for promoting sports development in Hong Kong from the views of public. 3 statements of the sports facilities in the Sports Park are provided to the respondents for answering the extent of agreement. The statements are “The Main Stadium for about 50,000 spectators, which may be used for football and rugby matches, and other large-scale events”, “The Indoor Sports Centre for at least 7,000 spectators, convertible to a community sports centre providing around 30 badminton courts or equivalent” and “The Public Sports Ground for about 5,000 spectators for athletic meets, football matches, community jogging and exercise”.
- 6.1.2 The seating capacity of the Main Stadium is about 50,000, which may be used for football and rugby matches, and other large-scale events. The majority of respondents (87.7%) strongly agreed or agreed that the Main Stadium would help promote sports development in Hong Kong.
- 6.1.3 The seating capacity of the Indoor Sports Centre is at least 7,000 spectators and is convertible to a community sports centre providing around 40 badminton courts or equivalent. The majority of respondents (86.7%) strongly agreed or agreed that the Indoor Sports Centre would help promote sports development in Hong Kong.
- 6.1.4 The seating capacity of the Public Sports Ground is about 5,000 and is suitable for athletic competitions, football matches, community jogging and exercise. The majority of respondents (85.2%) strongly agreed or agreed that the Indoor Sports Centre would help promote sports development in Hong Kong.
- 6.1.5 Analysed by gender (both male and female), a high proportion of both male and female respondents (87.3% and 88.3% respectively) strongly agreed or agreed that the Main Stadium would help promote sports development in Hong Kong.

- 61.6 Analysed by age groups, a high percentage of respondents who aged 30 to 44 (87.3%) strongly agreed or agreed that the Indoor Sports Centre would help promote sports development in Hong Kong.
- 61.7 Analysed by different physical exercise frequency, a high percentage of respondents who do physical exercise once a month (83.0%) either strongly agreed or agreed that the Indoor Sports Centre would help promote sports development in Hong Kong.
- 61.8 Analysed by residence of the respondents, around 86.6%, 87.2% and 88.5% of local respondents living on Hong Kong Island, Kowloon and the New Territories respectively strongly agreed or agreed that the Main Stadium would help promote sports development in Hong Kong.

6.2 Findings

6.2.1 The 3 main sports facilities (i.e. the Main Stadium, Indoor Sports Centre and Public Sports Ground) of the Sports Park were positioned to facilitate the sports development in Hong Kong. As shown in the chart below, 87.7%, 86.7% and 85.2% of the respondents either strongly agreed or agreed that the Main Stadium, Indoor Sports Centre and Public Sports Ground would help promote sport development in Hong Kong respectively.

Chart 6.2.1 The extent to sports facilities in the Kai Tak Sports Park would help promote sports development in Hong Kong



6.3 Further Analysis by different factors

a) Gender

6.3.1 Analysed by gender (both male and female), more male respondents strongly agreed that the Main Stadium (50.8%) (female: 40.2%), Indoor Sports Centre (46.9%) (female: 40.4%), and Public Sports Ground (45.7%) (female: 39.4%) would help promote sports development than female respondents.

Table 6.3.1 The extent to sports facilities in the Kai Tak Sports Park would help promote sports development by gender

		Sports facilities in the Kai Tak Sports Park would help promote sports development					
		Male		Female		Total	
		no.	%	no.	%	no.	%
Main Stadium	Strongly disagree	75	1.9	29	1.1	104	1.6
	Disagree	90	2.3	46	1.8	136	2.1
	Neutral	324	8.4	227	8.8	551	8.5
	Agree	1,410	36.5	1,248	48.1	2,658	41.2
	Strongly Agree	1,961	50.8	1,044	40.2	3,005	46.6
Indoor Sports Centre	Strongly disagree	64	1.7	26	1	90	1.4
	Disagree	95	2.5	43	1.7	138	2.1
	Neutral	391	10.1	238	9.2	629	9.7
	Agree	1,501	38.9	1,240	47.8	2,741	42.5
	Strongly Agree	1,809	46.9	1,047	40.4	2,856	44.3
Public Sports Ground	Strongly disagree	81	2.1	25	1	106	1.6
	Disagree	101	2.6	54	2.1	155	2.4
	Neutral	421	10.9	273	10.5	694	10.8
	Agree	1,494	38.7	1,221	47.1	2,715	42.1
	Strongly Agree	1,763	45.7	1,021	39.4	2,784	43.1
Total		3,860	100	2,594	100	6,454	100

b) Age

6.3.2 Analysed by age group, 50.7% of respondents who aged 18 to 29 strongly agreed that the Main Stadium would help promote sports development. More than half of respondents who aged 60 or above agreed that the Main Stadium would help promote sports development.

Table 6.3.2 The extent to sports facilities in the Kai Tak Sports Park would help promote sports development by age

		Below 18		18 to 29		30 to 44	
		no.	%	no.	%	no.	%
Main Stadium	Strongly disagree	12	2.1	28	1.8	37	2
	Disagree	12	2.1	33	2.1	36	1.9
	Neutral	44	7.6	135	8.6	167	9
	Agree	228	39.6	578	36.8	697	37.4
	Strongly Agree	280	48.6	797	50.7	926	49.7
Indoor Sports Centre	Strongly disagree	7	1.2	26	1.7	27	1.4
	Disagree	12	2.1	44	2.8	34	1.8
	Neutral	62	10.8	141	9	175	9.4
	Agree	218	37.8	607	38.6	744	39.9
	Strongly Agree	277	48.1	753	47.9	883	47.4
Public Sports Ground	Strongly disagree	14	2.4	35	2.2	29	1.6
	Disagree	11	1.9	55	3.5	39	2.1
	Neutral	68	11.8	171	10.9	190	10.2
	Agree	225	39.1	609	38.8	728	39.1
	Strongly Agree	258	44.8	701	44.6	877	47.1
Total		576	100	1,571	100	1,863	100

Table 6.3.2 Sports facilities in the Kai Tak Sports Park would help promote sports development by age (Cont'd)

		45 to 59		60 to 69		70 or above	
		no.	%	no.	%	no.	%
Main Stadium	Strongly disagree	21	1.2	4	0.7	2	1.4
	Disagree	40	2.3	13	2.2	2	1.4
	Neutral	140	8.1	53	9.1	12	8.4
	Agree	755	43.9	319	54.7	81	56.6
	Strongly Agree	762	44.4	194	33.3	46	32.2
Indoor Sports Centre	Strongly disagree	24	1.4	3	0.5	3	2.1
	Disagree	32	1.9	13	2.2	3	2.1
	Neutral	168	9.8	64	11	19	13.3
	Agree	786	45.8	307	52.7	79	55.2
	Strongly Agree	708	41.2	196	33.6	39	27.3
Public Sports Ground	Strongly disagree	22	1.3	3	0.5	3	2.1
	Disagree	34	2	14	2.4	2	1.4
	Neutral	185	10.8	60	10.3	20	14
	Agree	764	44.5	313	53.7	76	53.1
	Strongly Agree	713	41.5	193	33.1	42	29.4
Total		1,718	100	583	100	143	100

6.3.3 In general, 41.2% of respondents strongly agreed that the Indoor Sports Centre would help promote sports development in different age groups except the respondents who aged 60 or above.

6.3.4 A high proportion of respondents (47.1%) who aged 30 to 40 strongly agreed the Public Sports Ground would help promote sports development than other age groups.

c) Physical Exercise Frequency

6.3.5 Analysed by physical exercise frequency, a high proportion of respondents (94%) who do physical exercise more than once a week / once a week strongly agreed that the Main Stadium would help promote sports development.

Table 6.3.5 The extent to sports facilities in the Kai Tak Sports Park would help promote sports development by physical exercise frequency

		More than once a week		Once a week		Once a month	
		no.	%	no.	%	no.	%
Main Stadium	Strongly disagree	77	1.9	17	1.2	2	0.8
	Disagree	90	2.2	19	1.4	11	4.2
	Neutral	319	7.7	117	8.3	32	12.4
	Agree	1,458	35.4	706	50.3	126	48.6
	Strongly Agree	2,174	52.8	545	38.8	88	34
Indoor Sports Centre	Strongly disagree	70	1.7	10	0.7	2	0.8
	Disagree	88	2.1	26	1.9	7	2.7
	Neutral	359	8.7	147	10.5	35	13.5
	Agree	1,505	36.5	702	50	142	54.8
	Strongly Agree	2,096	50.9	519	37	73	28.2
Public Sports Ground	Strongly disagree	76	1.8	17	1.2	3	1.2
	Disagree	103	2.5	30	2.1	4	1.5
	Neutral	409	9.9	146	10.4	41	15.8
	Agree	1,489	36.2	703	50.1	138	53.3
	Strongly Agree	2,041	49.6	508	36.2	73	28.2
Total		4,118	100	1,404	100	259	100

Table 6.3.5 The extent to sports facilities in the Kai Tak Sports Park would help promote sports development by physical exercise frequency (Cont'd)

		Twice or three times a month		Once a few months		Little or no physical exercise	
		no.	%	no.	%	no.	%
Main Stadium	Strongly disagree	4	1.1	0	0	4	2.1
	Disagree	6	1.7	6	4.5	4	2.1
	Neutral	37	10.5	11	8.3	35	18.6
	Agree	201	57.1	71	53.4	96	51.1
	Strongly Agree	104	29.5	45	33.8	49	26.1
Indoor Sports Centre	Strongly disagree	4	1.1	0	0	4	2.1
	Disagree	10	2.8	2	1.5	5	2.7
	Neutral	34	9.7	15	11.3	39	20.7
	Agree	215	61.1	79	59.4	98	52.1
	Strongly Agree	89	25.3	37	27.8	42	22.3
Public Sports Ground	Strongly disagree	6	1.7	0	0	4	2.1
	Disagree	7	2	4	3	7	3.7
	Neutral	41	11.6	19	14.3	38	20.2
	Agree	213	60.5	76	57.1	96	51.1
	Strongly Agree	85	24.1	34	25.6	43	22.9
Total		352	100	133	100	188	100

63.6 For the Indoor Sports Centre, a higher proportion of respondents who do physical exercise more frequently strongly agreed that it would help promote sports development.

63.7 Moreover, it was noted that respondents who do physical exercise more frequently had higher percentage in strongly agreeing that the Public Sports Ground would help promote sports development.

d) Residence

6.3.8 Analysed by residence, a higher proportion of respondents living in the New Territories agreed that the 3 main sports facilities of the Sports Park would help the promotion of sports development than respondents living in other districts.

Table 6.3.8 The extent to sports facilities in the Kai Tak Sports Park would help promote sports development by residence

		Hong Kong Island		Kowloon		New Territories		Mainland		Refuse to response	
		no.	%	no.	%	no.	%	no.	%	no.	%
Main Stadium	Strongly disagree	21	1.9	48	2.3	33	1.0	2	5.9	0	0.0
	Disagree	27	2.4	42	2.0	65	2.1	2	5.9	0	0.0
	Neutral	104	9.2	181	8.5	264	8.4	2	5.9	0	0
	Agree	389	34.4	915	43.1	1,345	42.5	5	14.7	4	66.7
	Strongly Agree	591	52.2	935	44.1	1,454	46	23	67.6	2	33.3
Indoor Sports Centre	Strongly disagree	21	1.9	41	1.9	27	0.9	1	2.9	0	0
	Disagree	29	2.6	43	2	65	2.1	1	2.9	0	0
	Neutral	129	11.4	201	9.5	292	9.2	7	20.6	0	0
	Agree	441	39	918	43.3	1,368	43.3	9	26.5	5	83.3
	Strongly Agree	512	45.2	918	43.3	1,409	44.6	16	47.1	1	16.7
Public Sports Ground	Strongly disagree	29	2.6	41	1.9	35	1.1	1	2.9	0	0
	Disagree	29	2.6	46	2.2	79	2.5	1	2.9	0	0
	Neutral	119	10.5	220	10.4	352	11.1	3	8.8	0	0
	Agree	425	37.5	898	42.3	1,376	43.5	11	32.4	5	83.3
	Strongly Agree	530	46.8	916	43.2	1,319	41.7	18	52.9	1	16.7
Total		1,132	100	2,121	100	3,161	100	34	100	6	100

6.3.9 In general, a higher percentage of local respondents living in different residence agreed that the Main Stadium would help promote sports development than the Indoor Sports Centre and the Public Sports Ground.

7 Views related to the interest in using the facilities in the Kai Tak Sports Park

7.1 Chapter Summary

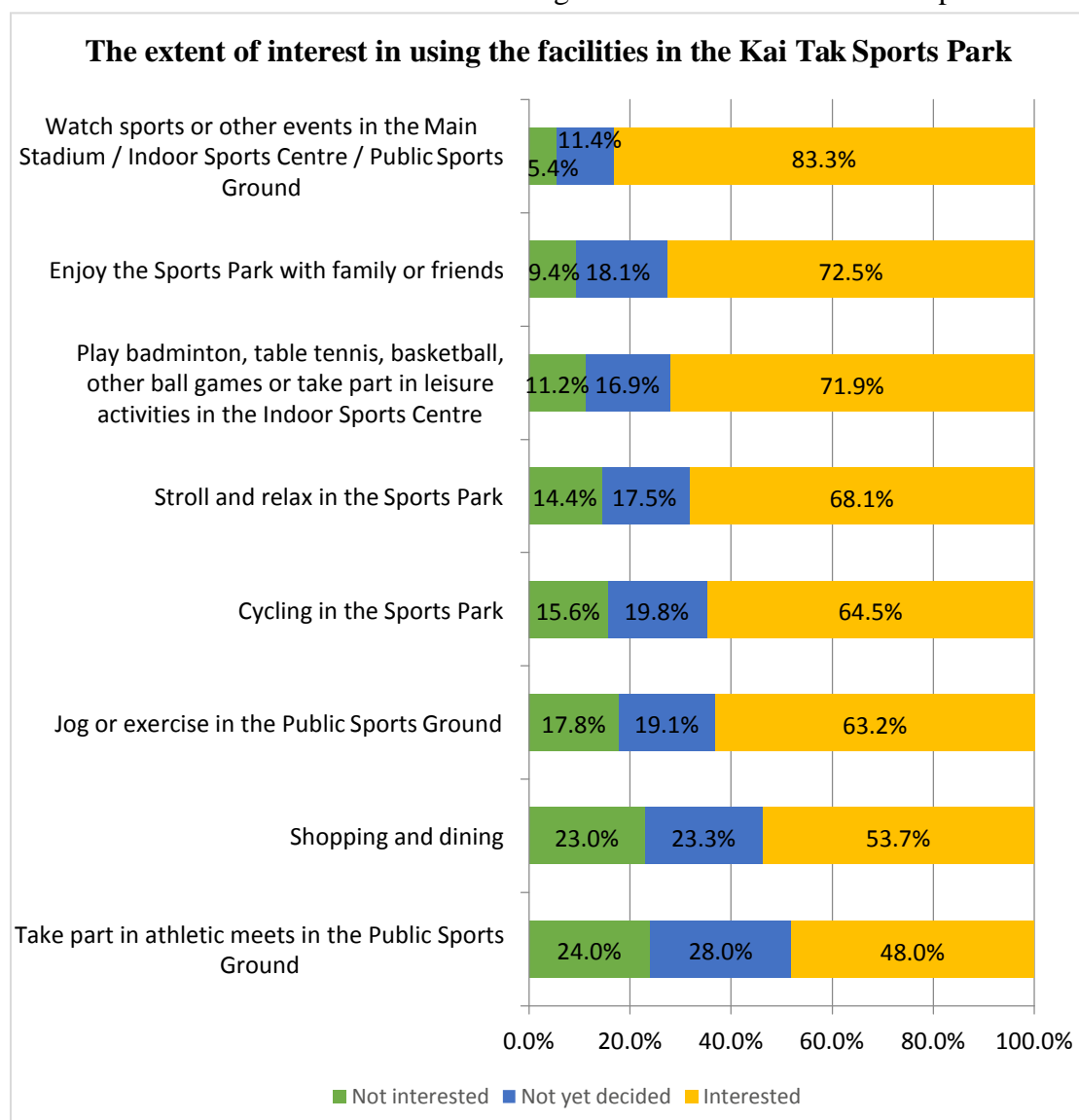
- 7.1.1 This chapter explores the extent of interest in using the facilities in the Kai Tak Sports Park from the views of public. 8 suggestions of the potential activities to be held in the Sports Park are provided to the respondents for answering the extent of agreement. The suggestions are: “Watch sports or other events in the Main Stadium / Indoor Sports Centre / Public Sports Ground”, “Play badminton, table tennis, basketball, other ball games or take part in leisure activities in the Indoor Sports Centre”, “Take part in athletic meets in the Public Sports Ground”, “Jog or exercise in the Public Sports Ground”, “Stroll and relax in the Sports Park”, “Cycling in the Sports Park”, “Shopping and dining” and “Enjoy the Sports Park with family or friends”.
- 7.1.2 Regarding the interests in using the facilities in the Sports Park, the majority of respondents (83.3%) indicated that they were interested in watching sports or other events in the Main Stadium / Indoor Sports Centre / Public Sports Ground.
- 7.1.3 Analysed by gender (both male and female), respondents were most interested in watching sports or other events in the Main Stadium / Indoor Sports Centre / Public Sports Ground. 84.3% of male respondents and 81.6% of female respondents showed interest in this aspect. 72.0% of male respondents and 71.7% of female respondents were interested in playing badminton / table tennis / basketball / other ball games or take part in leisure activities in the Indoor Sports Centre.
- 7.1.4 Analysed by age group, more than 70.0% of respondents in all age groups were most interested in watching sports or other events in the Main Stadium / Indoor Sports Centre / Public Sports Ground.
- 7.1.5 Analysed by different physical exercise frequency, respondents who do physical exercise more than once a week (86.6%) were most interested in watching sports or other events in the Main Stadium / Indoor Sports Centre / Public Sports Ground compared with other respondents, followed by playing badminton, table tennis, basketball, other ball games or take part in leisure

activities in the Indoor Sports Centre, 76.2% of the respondents were interest in this aspect.

7.2 Findings

7.2.1 Most of the respondents (83.3%) were most interested in watching sports or other events in the Sports Park and 72.5% of the respondents were interested in enjoying the Sports Park with family or friends, and playing ball games in the Sports Park.

Chart 7.2.1 The extent of interest in using the facilities in the Kai Tak Sports Park



7.3 Further Analysis by different factors

a) Gender

7.3.1 Analysed by gender (both male and female), 84.3% of male respondents and 81.6% of female respondents were most interested in watching sports or other events in the Main Stadium / Indoor Sports Centre / Public Sports Ground.

Table 7.3.1 The extent of interest in using the facilities in the Kai Tak Sports Park by gender

		Male		Female		Total	
		no.	%	no.	%	no.	%
Watch sports or other events in the Main Stadium / Indoor Sports Centre / Public Sports Ground	Interested	3,255	84.3	2,118	81.6	5,373	83.3
	Not interested	187	4.8	160	6.2	347	5.4
	Not yet decided	418	10.8	316	12.2	734	11.4
Play badminton, table tennis, basketball, other ball games or take part in leisure activities in the Indoor Sports Centre	Interested	2,780	72	1,861	71.7	4,641	71.9
	Not interested	430	11.1	294	11.3	724	11.2
	Not yet decided	650	16.8	439	16.9	1,089	16.9
Take part in athletic meets in the Public Sports Ground	Interested	1,848	47.9	1,250	48.2	3,098	48
	Not interested	918	23.8	628	24.2	1,546	24
	Not yet decided	1,094	28.3	716	27.6	1,810	28
Jog or exercise in the Public Sports Ground	Interested	2,428	62.9	1,648	63.5	4,076	63
	Not interested	690	17.9	458	17.7	1,148	17
	Not yet decided	742	19.2	488	18.8	1,230	19.1
Stroll and relax in the Sports Park	Interested	2,562	66.4	1,833	70.7	4,395	68.1
	Not interested	580	15	349	13.5	929	14.4
	Not yet decided	718	18.6	412	15.9	1,130	17.5
Cycling in the Sports Park	Interested	2,479	64.2	1,685	65	4,164	64.5
	Not interested	614	15.9	396	15.3	1,010	15.6
	Not yet decided	767	19.9	513	19.8	1,280	19.8
Shopping and dining	Interested	2,027	52.5	1,440	55.5	3,467	53.7
	Not interested	918	23.8	564	21.7	1,482	23
	Not yet decided	915	23.7	590	22.7	1,505	23.3
Enjoy the Sports Park with family or friends	Interested	2,752	71.3	1,927	74.3	4,679	72.5
	Not interested	390	10.1	218	8.4	608	9.4

	Not yet decided	718	18.6	449	17.3	1,167	18.1
Total		3,860	100	2,594	100	6,454	100

b) Age

7.3.2 Analysed by age group, 79.3%, 84.8% and 85.1% of respondents in age groups below 18, 18 to 29 and 30 to 44 respectively were most interested in watching sports or other events in the Main Stadium / Indoor Sports Centre / Public Sports Ground.

Table 7.3.2 The extent of interest in using the facilities in the Kai Tak Sports Park by age

		Below 18		18-29		30-44	
		no.	%	no.	%	no.	%
Watch sports or other events in the Main Stadium / Indoor Sports Centre / Public Sports Ground	Interested	457	79.3	1,332	84.8	1,585	85.1
	Not interested	37	6.4	63	4	82	4.4
	Not yet decided	82	14.2	176	11.2	196	10.5
Play badminton, table tennis, basketball, other ball games or take part in leisure activities in the Indoor Sports Centre	Interested	444	77.1	1,216	77.4	1,395	74.9
	Not interested	48	8.3	118	7.5	188	10.1
	Not yet decided	84	14.6	237	15.1	280	15
Take part in athletic meets in the Public Sports Ground	Interested	339	58.9	798	50.8	989	53.1
	Not interested	97	16.8	337	21.5	386	20.7
	Not yet decided	140	24.3	436	27.8	488	26.2
Jog or exercise in the Public Sports Ground	Interested	356	61.8	986	62.8	1,253	67.3
	Not interested	95	16.5	270	17.2	297	15.9
	Not yet decided	125	21.7	315	20.1	313	16.8
Stroll and relax in the Sports Park	Interested	350	60.8	1,009	64.2	1,351	72.5
	Not interested	94	16.3	256	16.3	224	12
	Not yet decided	132	22.9	306	19.5	288	15.5
Cycling in the Sports Park	Interested	373	64.8	1,047	66.6	1,315	70.6
	Not interested	85	14.8	202	12.9	246	13.2
	Not yet decided	118	20.5	322	20.5	302	16.2
Shopping and dining	Interested	321	55.7	754	48	1,004	53.9
	Not interested	135	23.4	391	24.9	413	22.2
	Not yet decided	120	20.8	426	27.1	446	23.9

Enjoy the Sports Park with family or friends	Interested	400	69.4	1,094	69.6	1,413	75.8
	Not interested	67	11.6	163	10.4	149	8
	Not yet decided	109	18.9	314	20	301	16.2
Total		576	100	1,571	100	1,863	100

Table 7.3.2 The interest in using the facilities in the Kai Tak Sports Park by age
(Cont'd)

		45-59		60-69		70 or above	
		no.	%	no.	%	no.	%
Watch sports or other events in the Main Stadium / Indoor Sports Centre / Public Sports Ground	Interested	1,442	83.9	453	77.7	104	72.7
	Not interested	91	5.3	54	9.3	20	14
	Not yet decided	185	10.8	76	13	19	13.3
Play badminton, table tennis, basketball, other ball games or take part in leisure activities in the Indoor Sports Centre	Interested	1,185	69	337	57.8	64	44.8
	Not interested	211	12.3	108	18.5	51	35.7
	Not yet decided	322	18.7	138	23.7	28	19.6
Take part in athletic meets in the Public Sports Ground	Interested	762	44.4	172	29.5	38	26.6
	Not interested	435	25.3	216	37	75	52.4
	Not yet decided	521	30.3	195	33.4	30	21
Jog or exercise in the Public Sports Ground	Interested	1,084	63.1	329	56.4	68	47.6
	Not interested	288	16.8	147	25.2	51	35.7
	Not yet decided	346	20.1	107	18.4	24	16.8
Stroll and relax in the Sports Park	Interested	1,201	69.9	389	66.7	95	66.4
	Not interested	226	13.2	100	17.2	29	20.3
	Not yet decided	291	16.9	94	16.1	19	13.3
Cycling in the Sports Park	Interested	1,121	65.3	261	44.8	47	32.9
	Not interested	254	14.8	156	26.8	67	46.9
	Not yet decided	343	20	166	28.5	29	20.3
Shopping and dining	Interested	982	57.2	329	56.4	77	53.8
	Not interested	373	21.7	137	23.5	33	23.1
	Not yet decided	363	21.1	117	20.1	33	23.1
Enjoy the Sports Park with family or friends	Interested	1,281	74.6	395	67.8	96	67.1
	Not interested	141	8.2	69	11.8	19	13.3
	Not yet decided	296	17.2	119	20.4	28	19.6
Total		1,718	100	583	100	143	100

c) Further Analysis by Physical Exercise Frequency

7.3.3 In general, respondents with more frequent physical exercise habit were more interested in using the facilities in the Sports Park than others. The distribution of the interest in using the facilities in the Kai Tak Sports Park by physical exercise frequency is shown as below.

Table 7.3.3 The extent of interest in using the facilities in the Kai Tak Sports Park by physical exercise frequency

		More than once a week		Once a week		Once a month	
		no.	%	no.	%	no.	%
Watch sports or other events in the Main Stadium / Indoor Sports Centre / Public Sports Ground	Interested	3,565	86.6	1,150	81.9	193	74.5
	Not interested	180	4.4	59	4.2	28	10.8
	Not yet decided	373	9.1	195	13.9	38	14.7
Play badminton, table tennis, basketball, other ball games or take part in leisure activities in the Indoor Sports Centre	Interested	3,136	76.2	1,003	71.4	153	59.1
	Not interested	376	9.1	152	10.8	45	17.4
	Not yet decided	606	14.7	249	17.7	61	23.6
Take part in athletic meets in the Public Sports Ground	Interested	2,164	52.5	621	44.2	95	36.7
	Not interested	837	20.3	352	25.1	95	36.7
	Not yet decided	1,117	27.1	431	30.7	69	26.6
Jog or exercise in the Public Sports Ground	Interested	2,800	68	849	60.5	131	50.6
	Not interested	590	14.3	260	18.5	69	26.6
	Not yet decided	728	17.7	295	21	59	22.8
Stroll and relax in the Sports Park	Interested	2,894	70.3	961	68.4	154	59.5
	Not interested	506	12.3	199	14.2	53	20.5
	Not yet decided	718	17.4	244	17.4	52	20.1
Cycling in the Sports Park	Interested	2,777	67.4	913	65	141	54.4
	Not interested	584	14.2	185	13.2	55	21.2
	Not yet decided	757	18.4	306	21.8	63	24.3
Shopping and dining	Interested	2,289	55.6	739	52.6	117	45.2
	Not interested	928	22.5	294	20.9	80	30.9
	Not yet decided	901	21.9	371	26.4	62	23.9
Enjoy the Sports Park with	Interested	3,099	75.3	995	70.9	177	68.3

family or friends	Not interested	350	8.5	141	10	26	10
	Not yet decided	669	16.2	268	19.1	56	21.6
Total		4,118	100	1,404	100	259	100

Table 7.3.3 The extent of interest in using the facilities in the Kai Tak Sports Park by physical exercise frequency (Cont'd)

		Twice or three times a month		Once a few months		Little or no physical exercise	
		no.	%	no.	%	no.	%
Watch sports or other events in the Main Stadium / Indoor Sports Centre / Public Sports Ground	Interested	261	74.1	86	64.7	118	62.8
	Not interested	28	8	17	12.8	35	18.6
	Not yet decided	63	17.9	30	22.6	35	18.6
Play badminton, table tennis, basketball, other ball games or take part in leisure activities in the Indoor Sports Centre	Interested	199	56.5	66	49.6	84	44.7
	Not interested	68	19.3	33	24.8	50	26.6
	Not yet decided	85	24.1	34	25.6	54	28.7
Take part in athletic meets in the Public Sports Ground	Interested	110	31.3	48	36.1	60	31.9
	Not interested	134	38.1	53	39.8	75	39.9
	Not yet decided	108	30.7	32	24.1	53	28.2
Jog or exercise in the Public Sports Ground	Interested	162	46	59	44.4	75	39.9
	Not interested	123	34.9	47	35.3	59	31.4
	Not yet decided	67	19	27	20.3	54	28.7
Stroll and relax in the Sports Park	Interested	211	59.9	66	49.6	109	58
	Not interested	95	27	36	27.1	40	21.3
	Not yet decided	46	13.1	31	23.3	39	20.7
Cycling in the Sports Park	Interested	192	54.5	64	48.1	77	41
	Not interested	88	25	37	27.8	61	32.4
	Not yet decided	72	20.5	32	24.1	50	26.6
Shopping and dining	Interested	176	50	55	41.4	91	48.4
	Not interested	97	27.6	37	27.8	46	24.5
	Not yet decided	79	22.4	41	30.8	51	27.1
Enjoy the Sports Park with family or friends	Interested	231	65.6	81	60.9	96	51.1
	Not interested	47	13.4	14	10.5	30	16
	Not yet decided	74	21	38	28.6	62	33
Total		352	100	133	100	188	100

d) Further Analysis by Residence

7.3.4 Analysed by residence, respondents who resided on Hong Kong Island and in Kowloon were most interested in watching sports or other events in the Main Stadium / Indoor Sports Centre / Public Sports Ground than the respondents who resided in New Territories.

Table 7.3.4 The extent of interest in using the facilities in the Kai Tak Sports Park by residence

		Hong Kong Island		Kowloon		New Territories		Mainland		Refuse to response	
		no.	%	no.	%	no.	%	no.	%	no.	%
Watch sports or other events in the Main Stadium / Indoor Sports Centre / Public Sports Ground	Interested	958	84.6	1,783	84.1	2,597	82.2	31	91.2	4	66.7
	Not interested	46	4.1	122	5.8	178	5.6	1	2.9	0	0
	Not yet decided	128	11.3	216	10.2	386	12.2	2	5.9	2	33.3
Play badminton, table tennis, basketball, other ball games or take part in leisure activities in the Indoor Sports Centre	Interested	744	65.7	1,658	78.2	2,216	70.1	20	58.8	3	50
	Not interested	145	12.8	160	7.5	411	13	8	23.5	0	0
	Not yet decided	243	21.5	303	14.3	534	16.9	6	17.6	3	50
Take part in athletic meets in the Public Sports Ground	Interested	538	47.5	1,086	51.2	1,456	46.1	16	47.1	2	33.3
	Not interested	250	22.1	455	21.5	829	26.2	11	32.4	1	16.7
	Not yet decided	344	30.4	580	27.3	876	27.7	7	20.6	3	50
Jog or exercise in the Public Sports Ground	Interested	681	60.2	1,491	70.3	1,881	59.5	20	58.8	3	50
	Not interested	189	16.7	268	12.6	683	21.6	7	20.6	1	16.7
	Not yet decided	262	23.1	362	17.1	597	18.9	7	20.6	2	33.3
Stroll and relax in the Sports Park	Interested	772	68.2	1,552	73.2	2,041	64.6	25	73.5	5	83.3
	Not interested	132	11.7	207	9.8	587	18.6	2	5.9	1	16.7
	Not yet decided	228	20.1	362	17.1	533	16.9	7	20.6	0	0
Cycling in the Sports Park	Interested	720	63.6	1,485	70	1,938	61.3	17	50	4	66.7
	Not interested	160	14.1	260	12.3	581	18.4	8	23.5	1	16.7
	Not yet decided	252	22.3	376	17.7	642	20.3	9	26.5	1	16.7
Shopping and dining	Interested	531	46.9	1,253	59.1	1,667	52.7	13	38.2	3	50
	Not interested	286	25.3	394	18.6	794	25.1	7	20.6	1	16.7
	Not yet decided	315	27.8	474	22.3	700	22.1	14	41.2	2	33.3

Enjoy the Sports Park with family or friends	Interested	795	70.2	1,613	76	2,241	70.9	25	73.5	5	83.3
	Not interested	96	8.5	146	6.9	363	11.5	2	5.9	1	16.7
	Not yet decided	241	21.3	362	17.1	557	17.6	7	20.6	0	0
Total		1,132	100	2,121	100	3,161	100	34	100	6	100

8 Other comments on the Kai Tak Sports Park

8.1 Chapter Summary

8.1.1 Other than the 4 key questions in the questionnaire survey, some respondents also expressed other comments on the Sports Park. 2,042 respondents shared a total of 3,018 comments in the open-ended questions of “Do you have other comments on the Kai Tak Sports Park?” in the questionnaire survey. These comments can be summarised into 8 aspects, including suggestions on:

- (1) Provision of sports facilities (43.6%);
- (2) Planning of the Sports Park (31.1%);
- (3) Improvement on facilities (7.1%);
- (4) Connectivity (6.4%);
- (5) Activities to be held in the Sports Park (5.8%);
- (6) Main Stadium (3.3%);
- (7) Indoor Sports Centre (1.7%); and
- (8) Public Sports Ground (1.0%).

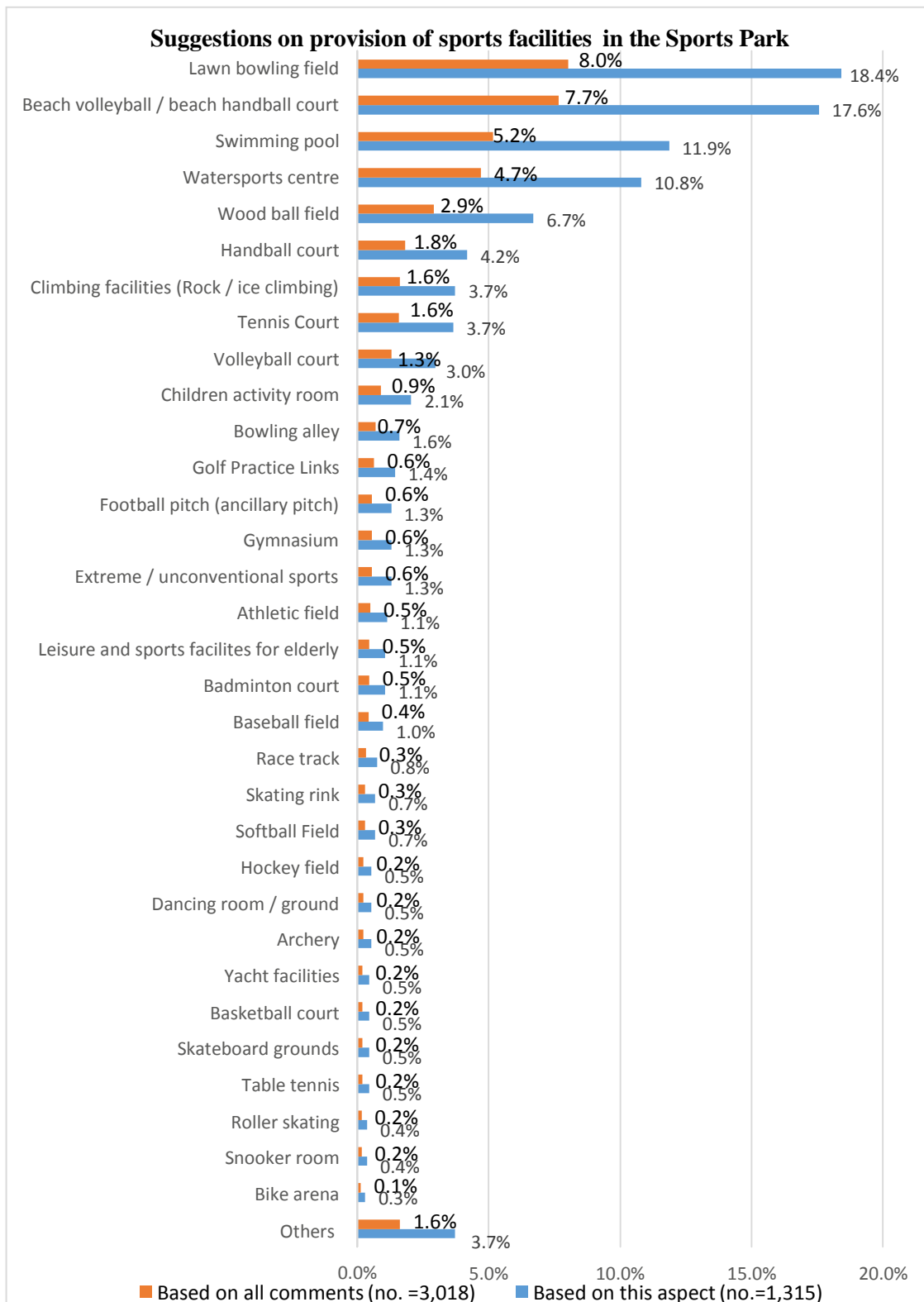
8.1.2 A summary of comments received from the open-ended question of the questionnaire survey is shown in **Appendix III**.

8.2 Findings

8.2.1 *Suggestions on provision of sports facilities in the Sports Park*

8.2.1.1 Among the 3,018 comments, there were 1,315 (43.6%) related to the provision of sports facilities. Apart from the proposed facilities in the Sports Park, some respondents suggested including other types of sports facilities in the Sports Park which detailed in chart 8.2.1.1.

Chart 8.2.1.1 Suggestions on provision of sports facilities in the Sports Park
(43.6% of total comments)



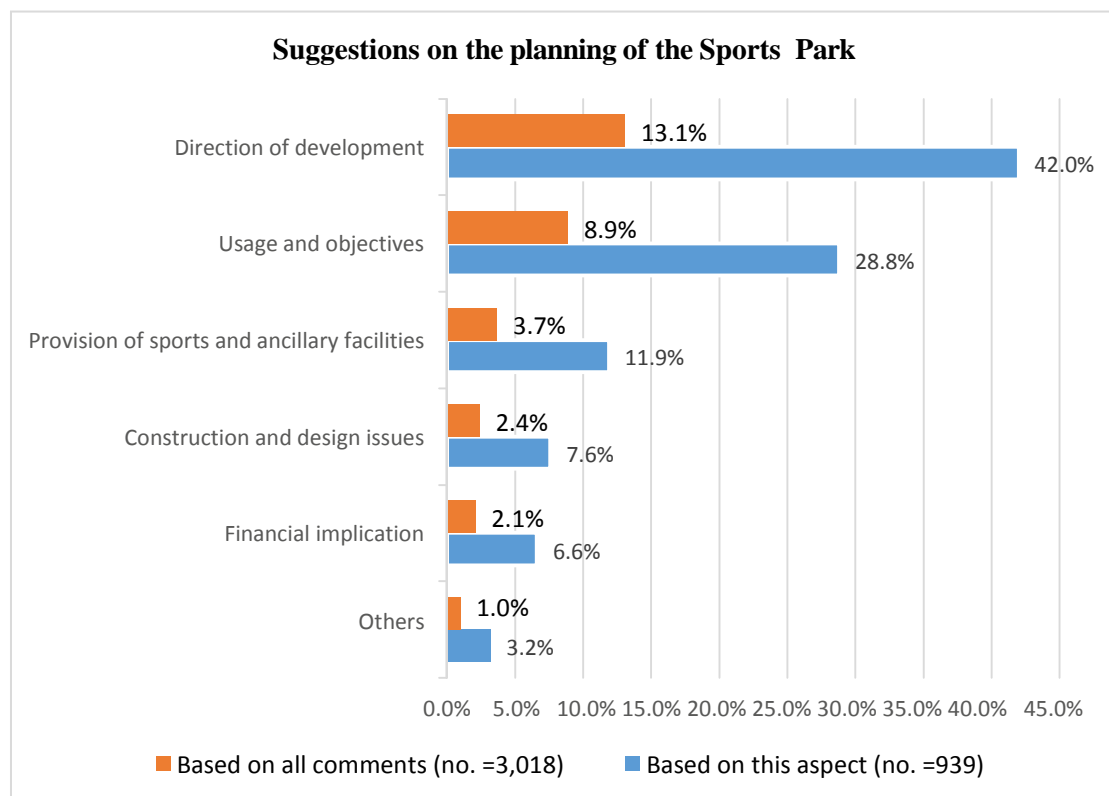
8.2.1.2 Among these 1,315 comments, most of the suggestions were related to ball games and water sports facilities, including lawn bowling field, beach volleyball / beach handball court, wood ball court, handball court, swimming pool and watersports centre. Other sports facilities were also suggested such as climbing facilities, gymnasium, race track, skating rink and dancing room / ground. There were also suggestions that facilities in the Sports Park shall cater for the needs of children and elderly. Children activity room and leisure and sports facilities for the elderly shall be provided.

8.2.1.3 Among these 1,315 comments, the top 3 facilities which respondents would like the Sports Park to provide were lawn bowling field (18.4%), followed by beach volleyball / beach handball court (17.6%) and swimming pool (11.9%).

8.2.2 *Suggestions on the planning of the Sports Park*

8.2.2.1 939 over 3,018 comments (about 31.1%) were related to the planning of the Sports Park. Comments can be ground into direction of development, usage and objectives, provision of sports and ancillary facilities, construction and design issues, and financial implication.

Chart 8.2.2.1 Suggestions on the planning of the Sports Park
(31.1% of total comments)



a) Direction of development of the Sports Park

8.2.2.2 In these 939 comments, 394 (42.0%) expressed views on direction of development of the Sports Park. Most comments related for the early implementation of the Sports Park (163 comments, 17.4%). Others include consideration for needs of people of different ages, consideration for the needs of disabled people, making the Sports Park an attraction to tourists, etc.

b) Usage and objectives of the Sports Park

8.2.2.3 270 over 939 comments (28.8%) were concerned about the usage and objectives of the Sports Park. 76 comments (8.1%) were related to the usage (e.g. worry about low usage rate and suggest for free access), 71 comments (7.6%) suggested that priority should be given to athletes for training and competition. There were also suggestions relating to the operation of the Sports Park (e.g. engaging independent consultant firm or sports association to manage the Sports Park). Some respondents expressed that there had

been insufficient support for sports development (e.g. lack of support schemes to local athletes) and more promotion of the Sports Park should be carried out. A few respondents expressed the view that the Project was a waste of resources (public fund and land resource) as there was low local demand for large-scale venue and concerned about the Sports Park would mainly be used for concerts.

c) Provision of sports and ancillary facilities in the Sports Park

8.2.2.4 112 over 939 suggestions (11.9%) were about provision of sports and ancillary facilities in the Sports Park. 58 of them (6.2 %) suggested that the facilities in the Sports Park shall be of world-class standard. Others suggested that the Sports Park should be equipped with a variety of ancillary facilities (e.g. community halls and shopping malls), adequate sports training facilities should be provided, etc.

d) Construction and design issues of the Sports Park

8.2.2.5 There were 71 over 939 opinions (7.6 %) about the construction and design issues of the Sports Park. There were suggestion that foreign companies should participate in the design of facilities and make reference to overseas design, the Sports Park should be modern and attractive with creative theme, the buildings should be green and sustainable, the design should be functional and fit for purpose to cater for the needs of athletes and citizens, and enough space should be allowed between the facilities for efficient and safe crowd dispersal.

e) Financial implication of the Sports Park

8227 62 over 939 suggestions (6.6%) were related to the financial implication in the Sports Park. Some respondents considered that the construction cost was too high and some suggested that the financial statement of the Sports Park should be disclosed to the public. It was also suggestions that the charges of the Sports Park should be affordable to different classes of the society.

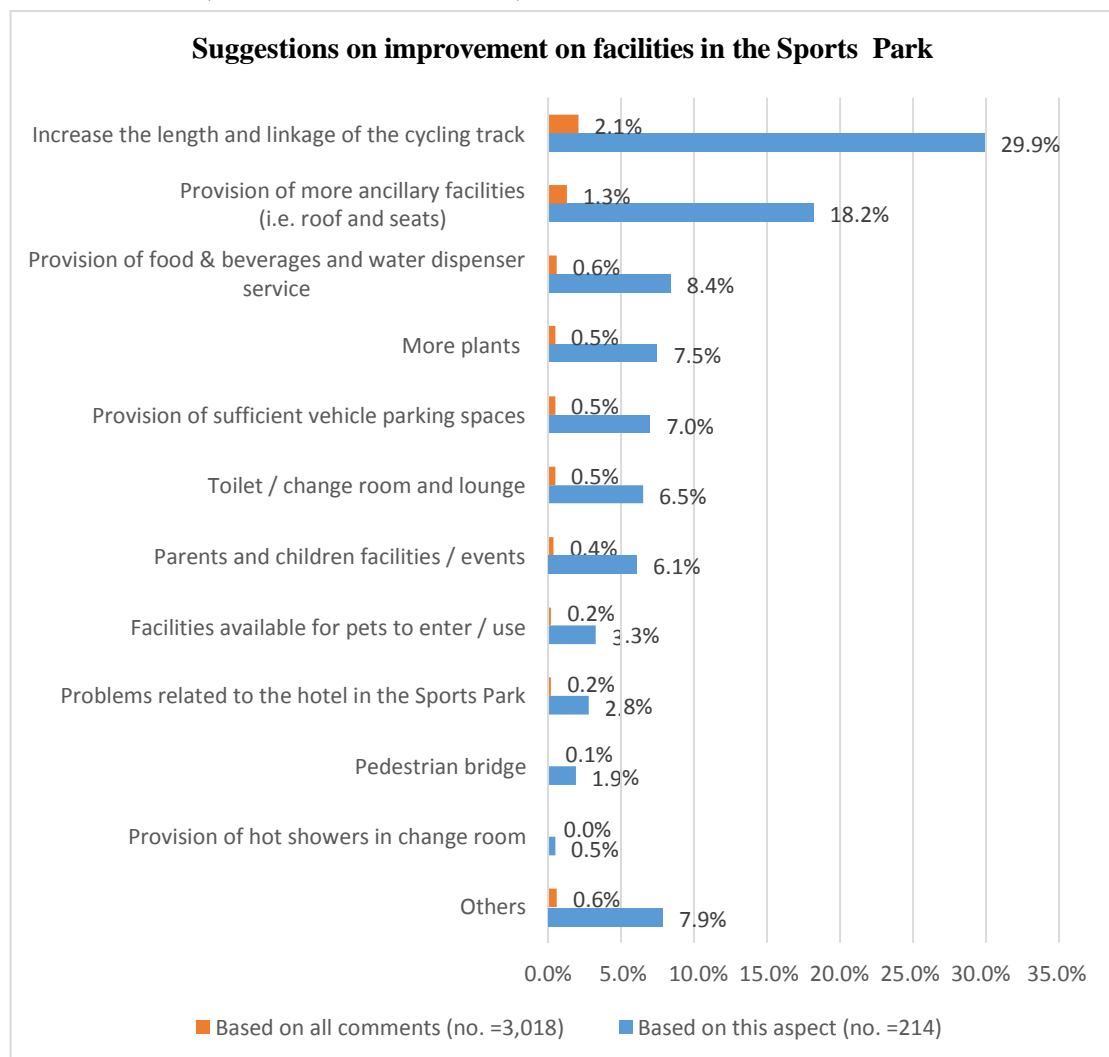
f) Other comments

8228 Some respondents expressed other opinions on the questionnaire survey. Some opinioned that every district in Hong Kong should be provided with sufficient sports facilities instead of concentrating them in one single location.

8.2.3 *Suggestions on improvement on facilities in the Sports Park*

8231 214 over 3,018 comments (7.1%) were about improving or enhancing the proposed facilities in the Sports Park. The top 3 major views were related to the length and linkage of the cycling track, provision of more ancillary facilities and provision of food and beverages and water dispenser service. More details could be found in chart 8.2.3.1.

Chart 8.2.3.1 Suggestions on improvement on facilities in the Sports Park
(7.1% of total comments)



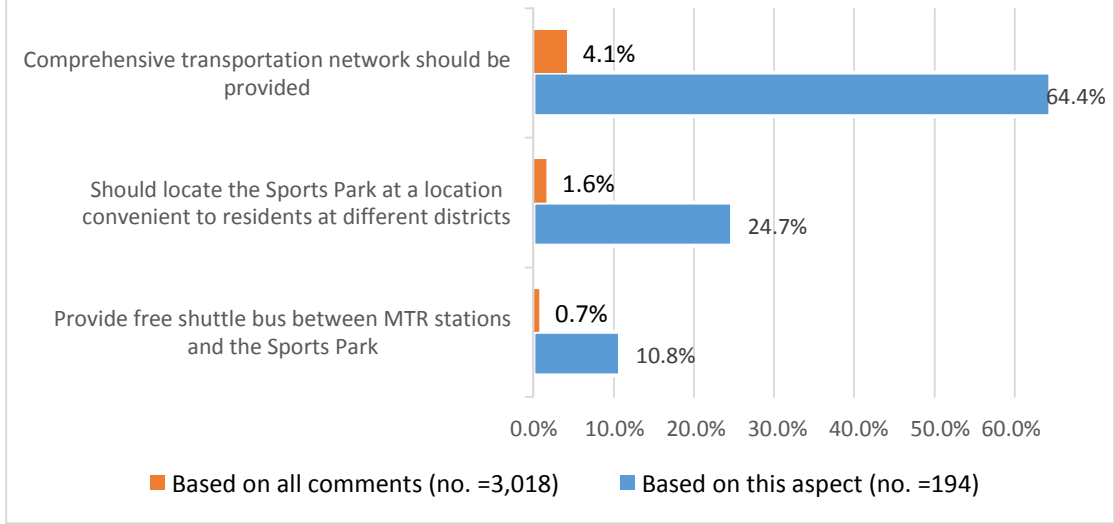
8232 64 over 214 comments (29.9 %) stated that the cycling track in the Sports Park should be longer and connected with other cycling network in Hong Kong (e.g. several comments stated that the cycling track in the Sport Park should be linked with West Kowloon Waterfront Promenade and Kwun Tong Promenade), while others suggested that the cycling track should circle the Sports Park and the Kai Tak area. There were also suggestions that bicycle rental points should be included in the Sports Park. Other comments suggested covered seating, picnic area, botanical garden, restaurants / snack shops and drinking fountains / water dispensers should be included in the Sports Park.

8.2.4 *Suggestions on connectivity of the Sports Park*

8241 194 over 3,018 opinions (6.4%) were about the accessibility of the Sports Park. 125 of them (64.4%) was of the view the current traffic connectivity in Kai Tak area was not sufficient and comprehensive transportation network should be provided. In addition to the Shatin to Central Link, buses and mini-buses should be available in the Sports Park. Some commented that the Sports Park should be at convenient venue to facilitate enjoyment of residents at different districts. A few opinioned out that the Sports Park was not able to cater for the needs for sports facilities of residents in New Territories West due to the geographic distance. Some suggested that there should be free shuttle bus between the Sports Park and MTR stations.

Chart 8.2.4.1 Suggestions on connectivity of the sports park (6.4% of total comments)

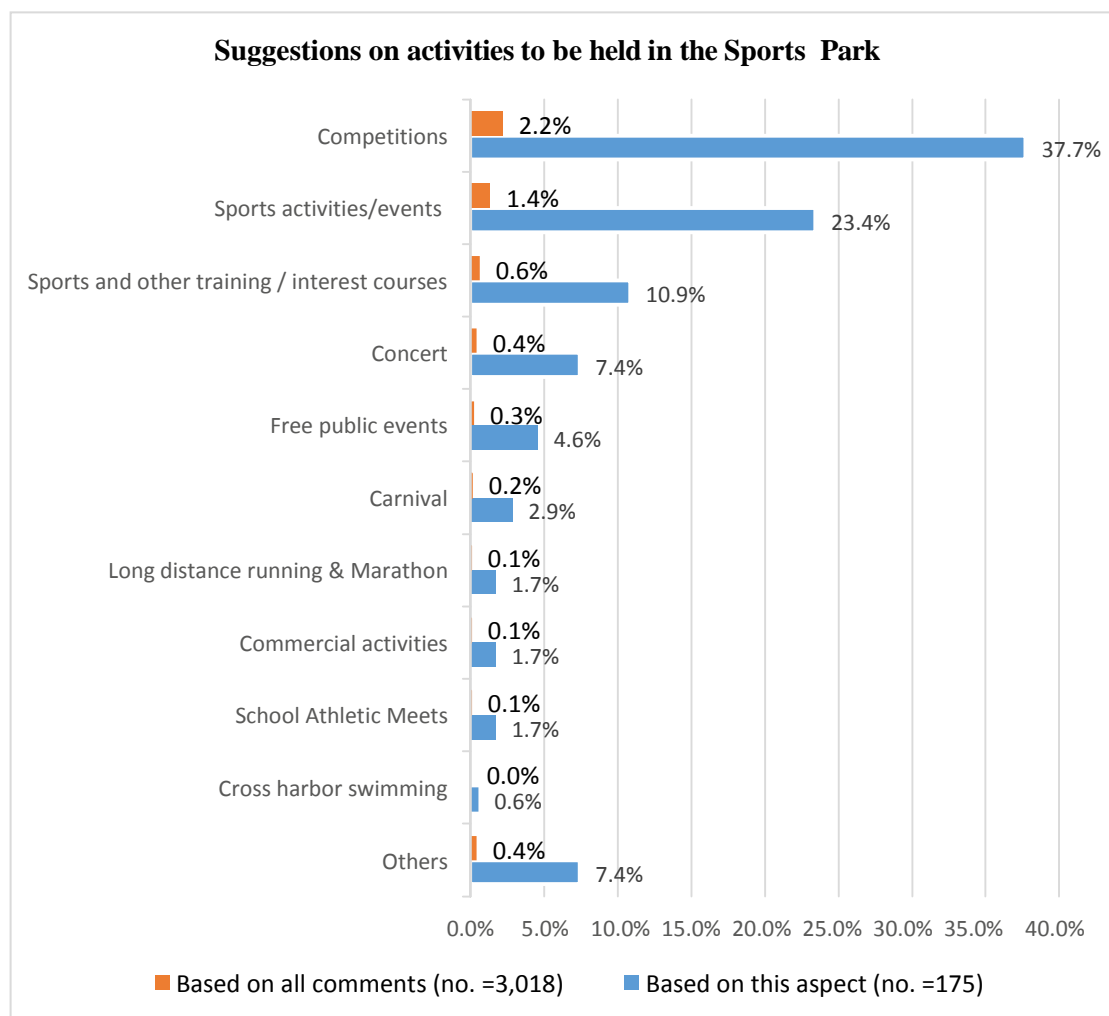
Suggestions on connectivity of the Sports Park



8.2.5 *Suggestions on activities to be held in the Sports Park*

8251 175 over 3,018 comments (5.8%) expressed views on activities that could be held in the Sports Park. Sports competitions such as dragon boat, handball and volleyball matches (66 over 175 comments, 37.7%) were suggested. Other activities / events suggested include sports related talks, dance performance, sports events for the disabled, and training / interest courses (e.g. tai chi courses, teenager events and Cantonese opera).

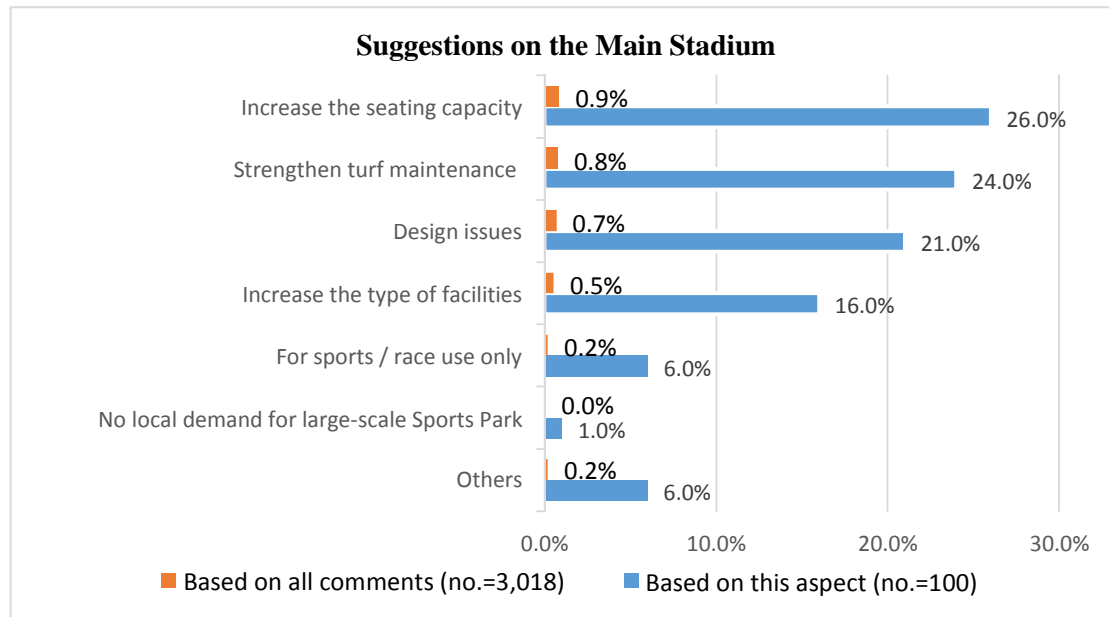
Chart 8.2.5.1 Suggestions on activities to be held in the Sports Park
(5.8% of total comments)



8.2.6 *Suggestions on the Main Stadium*

8261 100 over 3,018 comments (3.3%) were related to the Main Stadium. They include suggestions to increase its seating capacity and to strengthen turf maintenance. Some suggested the Government should refer to the design of Sapporo Dome in Japan to facilitate multiple usages. Others suggested that facilities such as athletics track, emergency room, and room for referees should be included in the Main Stadium.

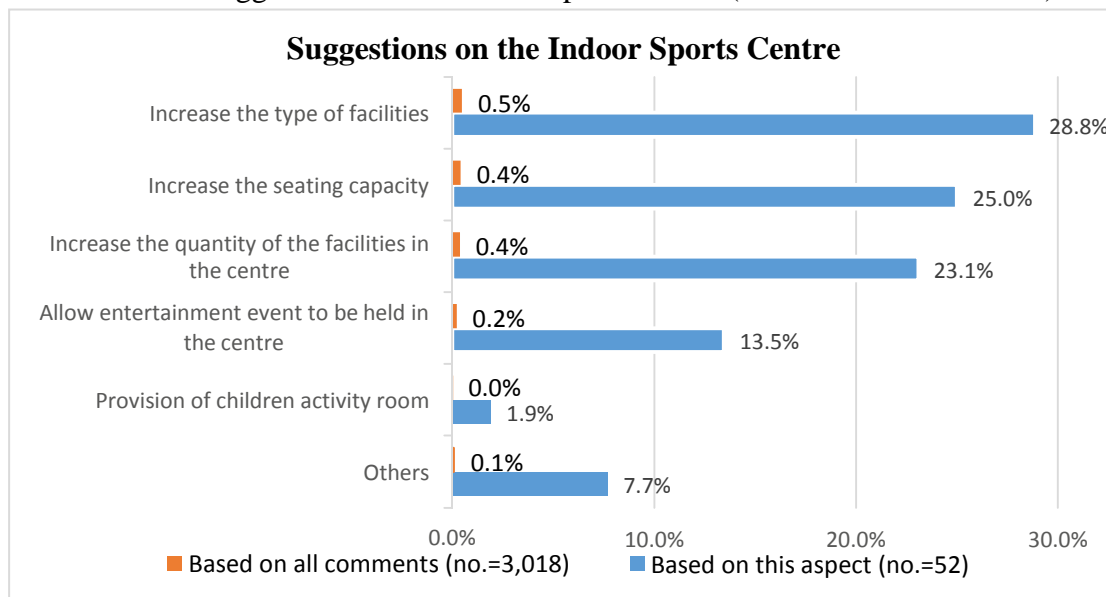
Chart 8.2.6.1 Suggestions on the Main Stadium (3.3% of total comments)



8.2.7 *Suggestions on the Indoor Sports Centre*

8271 There were 52 over 3,018 comments (1.7%) related to the Indoor Sports Centre. There are suggestions to increase its seating capacity and include more sports facilities, e.g. such as 5-a-side soccer pitch, and indoor track and field, etc.

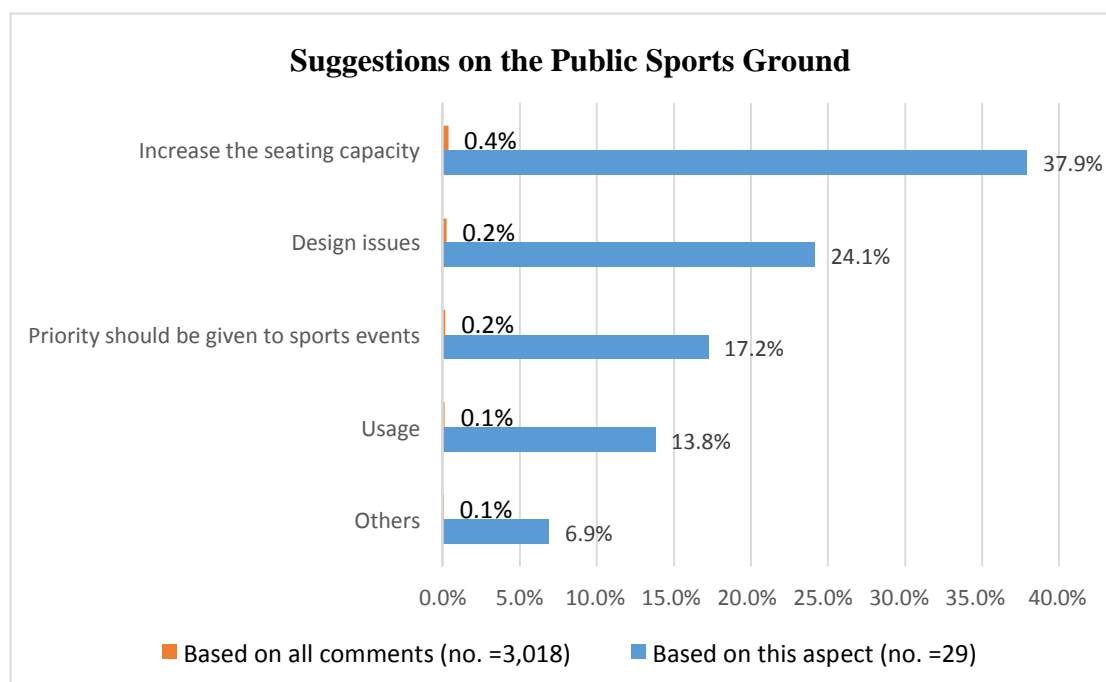
Chart 8.2.7.1 Suggestions on the Indoor Sports Centre (1.7% of total comments)



8.2.8 *Suggestions on the Public Sports Ground*

8281 29 over 3,018 comments (about 1% of comments) were related to the Public Sports Ground. Some suggested that the seating capacity of the Public Sports Ground shall be at least 10,000. Some comments were on design issues (e.g. to make reference to the design of spectator stands and entrance of the sports ground in foreign countries).

Chart 8.2.8.2 Suggestions on the Public Sports Ground (1.0% of total comments)



Appendix I:

Questionnaire survey form

地點： _____
日期： _____月 _____日
時間： _____

訪問員編號：E _____

「啓德體育園」意見調查 Questionnaire Survey on the “Kai Tak Sports Park”

「啓德體育園」位於前啓德國際機場北面停機坪，面向維多利亞港，將會是香港最大的體育公園。「啓德體育園」有助實現政府的體育發展政策：(一)促進全民運動普及化，(二)支持精英體育發展，及(三)確立香港作為亞洲體育盛事之都。

The Kai Tak Sports Park is located on the north apron of the former Kai Tak International Airport, fronting the Victoria Harbour. It will become the largest sports park for the people of Hong Kong. The Kai Tak Sports Park will contribute significantly to the achievement of the Government's sports development policy objectives which are to (a) promote sports in the community, (b) support the development of elite sports, and (c) establish Hong Kong as a sports events capital in Asia."

先生／小姐您好，我是政策二十一有限公司的訪問員，我們受民政事務局委託進行一項「啓德體育園」公眾意見調查，以了解市民對啓德體育園發展的意見。現誠邀 您參與本問卷調查，提供寶貴意見。您所提供的意見對調查有極大的幫助。所得資料將會保密，只用作統計，不作個別報告。

Hello, Sir/Madam, I am an interviewer of Policy 21 Ltd. We are now commissioned by Home Affairs Bureau for conducting a Public Opinion Survey for the Kai Tak Sports Park so as to solicit views on the development from Hong Kong people. We cordially invite you to participate in the questionnaire survey to provide your valuable opinion. Please be assured that the information provided will be kept in strict confidence, and will only be reported in aggregate form.

「啓德體育園」意見調查

Questionnaire Survey on the “Kai Tak Sports Park”

1. 你是否期盼香港盡快建設一個大型體育公園，供市民休閒運動、觀看體育比賽及參加大型活動？用 1 至 5 來評分，5 表示非常期盼，1 表示非常不期盼。

To what extent do you wish to see the development of a large sports park in the near future for Hong Kong people to do exercise and take part in large-scale sports and other events? Please rate from 1 to 5, 5 refers strongly wish, 1 refers to strongly not wish.

- | | | |
|---|--------------------------------|-------------------|
| 1 | <input type="checkbox"/> 非常不期盼 | Strongly Not Wish |
| 2 | <input type="checkbox"/> 不期盼 | Not Wish |
| 3 | <input type="checkbox"/> 中立 | Neutral |
| 4 | <input type="checkbox"/> 期盼 | Wish |
| 5 | <input type="checkbox"/> 非常期盼 | Strongly Wish |

2. 你覺得啓德體育園應擔當什麼角色？用 1 至 5 來評分，5 表示非常同意，1 表示非常不同意。

To what extent do you agree with the following statements about the role of the Kai Tak Sports Park? Please rate from 1 to 5, 5 refers to strongly agree, 1 refers to strongly disagree.

		非常			非常	
		Strongly Disagree (1)	不同意 Disagree (2)	中立 Neutral (3)	同意 Agree (4)	Strongly Agree (5)
a.	方便市民做運動 Facilitate the community to exercise	<input type="checkbox"/>	<input type="checkbox"/>	<input type="checkbox"/>	<input type="checkbox"/>	<input type="checkbox"/>
b.	提供公共空間和休憩用地 Provide open space for leisure and public use	<input type="checkbox"/>	<input type="checkbox"/>	<input type="checkbox"/>	<input type="checkbox"/>	<input type="checkbox"/>
c.	讓本地運動員有更多機會在港作賽 Provide more opportunities for local athletes to compete on home ground	<input type="checkbox"/>	<input type="checkbox"/>	<input type="checkbox"/>	<input type="checkbox"/>	<input type="checkbox"/>
d.	提供大型體育場館供國際比賽及吸引盛事在香港舉行 Attract major international sports and other events to Hong Kong	<input type="checkbox"/>	<input type="checkbox"/>	<input type="checkbox"/>	<input type="checkbox"/>	<input type="checkbox"/>

3. 你有幾同意啓德體育園擬建的設施有助推動香港的體育發展？用 1 至 5 來評分，5 表示十分同意，1 表示十分不同意。

To what extent do you agree that the following sports facilities in the Kai Tak Sports Park would help promote sports development in Hong Kong? Please rate from 1 to 5, 5 refers to strongly agree, 1 refers to strongly disagree.

		非常			非常	
		Strongly Disagree (1)	不同意 Disagree (2)	中立 Neutral (3)	同意 Agree (4)	Strongly Agree (5)
a.	主場館：可容納約50 000名觀眾，可舉行足球、欖球比賽，及其它大型活動 The Main Stadium for about 50 000 spectators, which may be used for football and rugby matches, and other large-scale events	<input type="checkbox"/>	<input type="checkbox"/>	<input type="checkbox"/>	<input type="checkbox"/>	<input type="checkbox"/>
b.	室內體育館：可容納約7 000名觀眾，在沒有比賽時變身為相等於大約30個羽毛球場的社區體育中心 The Indoor Sports Centre for at least 7 000 spectators, convertible to a community sports centre providing around 30 badminton courts or equivalent	<input type="checkbox"/>	<input type="checkbox"/>	<input type="checkbox"/>	<input type="checkbox"/>	<input type="checkbox"/>
c.	公眾運動場：可容納約5 000名觀眾，供田徑、足球比賽及市民緩跑健步 The Public Sports Ground for about 5 000 spectators for athletic meets, football matches, community jogging and exercise	<input type="checkbox"/>	<input type="checkbox"/>	<input type="checkbox"/>	<input type="checkbox"/>	<input type="checkbox"/>

4. 你有興趣使用啓德體育園的設施嗎？

Are you interested in using the facilities in the Kai Tak Sports Park?

		沒有興趣 Not interested (1)	未決定 Not yet decide d (2)	有興趣 Interested (3)
a.	觀賞於主場館/室內體育館/公眾運動場舉辦的體育或其他活動 Watch sports or other events in the Main Stadium/ Indoor Sports Centre/ Public Sports Ground	<input type="checkbox"/>	<input type="checkbox"/>	<input type="checkbox"/>
b.	使用室內體育館打羽毛球、乒乓球、籃球或參加其他球類及康體活動 Play badminton, table tennis, basketball, other ball games or take part in leisure activities in the Indoor Sports Centre	<input type="checkbox"/>	<input type="checkbox"/>	<input type="checkbox"/>
c.	在公眾運動場參加陸運會 Take part in athletic meets in the Public Sports Ground	<input type="checkbox"/>	<input type="checkbox"/>	<input type="checkbox"/>
d.	在公眾運動場緩跑或健行 Jog or exercise in the Public Sports Ground	<input type="checkbox"/>	<input type="checkbox"/>	<input type="checkbox"/>
e.	於公園休憩散步 Stroll and relax in the Sports Park	<input type="checkbox"/>	<input type="checkbox"/>	<input type="checkbox"/>
f.	在體育園內騎單車 Cycling in the Sports Park	<input type="checkbox"/>	<input type="checkbox"/>	<input type="checkbox"/>
g.	購物和飲食 Shopping and dining	<input type="checkbox"/>	<input type="checkbox"/>	<input type="checkbox"/>
h.	和家人或朋友到體育園玩樂 Enjoy the Sports Park with family or friends	<input type="checkbox"/>	<input type="checkbox"/>	<input type="checkbox"/>
i.	其他，請註明： Others, please specify: _____	<input type="checkbox"/>	<input type="checkbox"/>	<input type="checkbox"/>

5. 你對啓德體育園有其他意見嗎？

Do you have other comments on the Kai Tak Sports Park?

個人資料 Personal information

6. 性別 Gender

- 1 男 Male
2 女 Female

7. 年齡 Age

- 1 18 歲 以下 Below 18
2 18 - 29歲 18-29
3 30 - 44歲 30-44
4 45 - 59歲 45-59
5 60 - 69歲 60-69
6 70歲或以上 70 or above

8. 在最近一年，你多久做一次運動？ In the past year, how frequently did you do physical exercise?

- 1 一星期多於一次 More than once a week
2 約一星期一次 Once a week
3 約一個月一次 Once a month
4 約一個月兩或三次 Twice or three times a month
5 約數月一次 Once a few months
6 很少或沒有做運動 Little or no physical exercise

9. 居住地區 Residence

香港島

Hong Kong Island

- 1 中西區Central And Western
2 南區Southern
3 灣仔區Wan Chai
4 東區Eastern

九龍

Kowloon

- 5 油尖旺區Yau Tsim Mong
6 深水埗區Sham Shui Po
7 九龍城區Kowloon City
8 黃大仙區Wong Tai Sin
9 觀塘區Kwun Tong

新界

New Territories

- 10 西貢區Sai Kung
11 沙田區Shatin
12 大埔區Tai Po
13 北區North District
14 荃灣區Tsuen Wan
15 葵青區Kwai Tsing
16 屯門區Tuen Mun
17 元朗區Yuen Long
18 離島區Islands

其他

Other

- 19 內地Mainland
20 海外Overseas

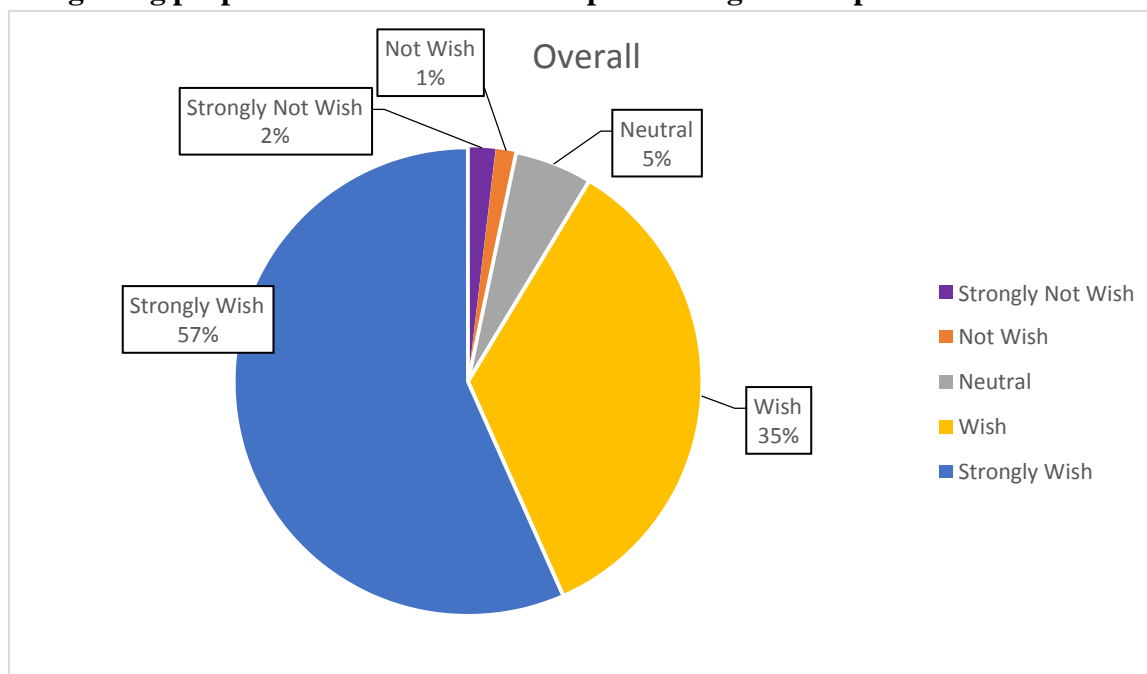
- 完 The End -

Appendix II:

Statistics of the results of the questionnaire survey

The following figures were compiled based on the 6,454 interviews (From 20 May to 19 July 2016, 2,701 on-site interviews and 3,753 online interviews):

1. 你是否期盼香港盡快建設一個大型體育公園，供市民休閒運動、觀看體育比賽及參加大型活動？ To what extent do you wish to see the development of a large sports park in the near future for Hong Kong people to do exercise and take part in large-scale sports and other events?



		%	Grouped %	Count
非常不期盼	Strongly Not Wish	1.9%		122
不期盼	Not Wish	1.4%	(3.3%)	91
中立	Neutral	5.3%	(5.3%)	345
期盼	Wish	34.7%	(91.4%)	2,239
非常期盼	Strongly Wish	56.7%		3,657
				6,454

	非常不期盼 Strongly Not Wish	不期盼 Not Wish	中立 Neutral	期盼 Wish	非常期盼 Strongly Wish
Batch 1 ¹	2.5%	0.6%	4.9%	27.5%	64.5%
Batch 2	2.3%	1.9%	3.6%	30.2%	62.0%
Batch 3	2.5%	1.8%	11.5%	40.1%	44.1%
Batch 4	0.9%	1.2%	3.9%	27.9%	66.1%
Batch 5	1.1%	0.7%	3.2%	36.9%	58.2%
Batch 6	0.0%	2.5%	10.1%	51.5%	35.8%

¹ Batch 1: 20 May – 26 May 2016
 Batch 2: 27 May – 2 June 2016
 Batch 3: 3 June – 14 June 2016
 Batch 4: 15 June – 21 June 2016
 Batch 5: 22 June – 27 June 2016
 Batch 6: 28 June – 4 July 2016
 Batch 7: 5 July – 10 July 2016
 Batch 8: 11 July – 19 July 2016

(In total, 1,176 questionnaires were returned, including 194 onsite and 982 online)
 (In total, 1,006 questionnaires were returned, including 375 onsite and 631 online)
 (In total, 811 questionnaires were returned, including 536 onsite and 275 online)
 (In total, 333 questionnaires were returned, including 110 onsite and 223 online)
 (In total, 567 questionnaires were returned, including 252 onsite and 315 online)
 (In total, 355 questionnaires were returned, including 329 onsite and 26 online)
 (In total, 1,258 questionnaires were returned, including 749 onsite and 509 online)
 (In total, 948 questionnaires were returned, including 156 onsite and 792 online)

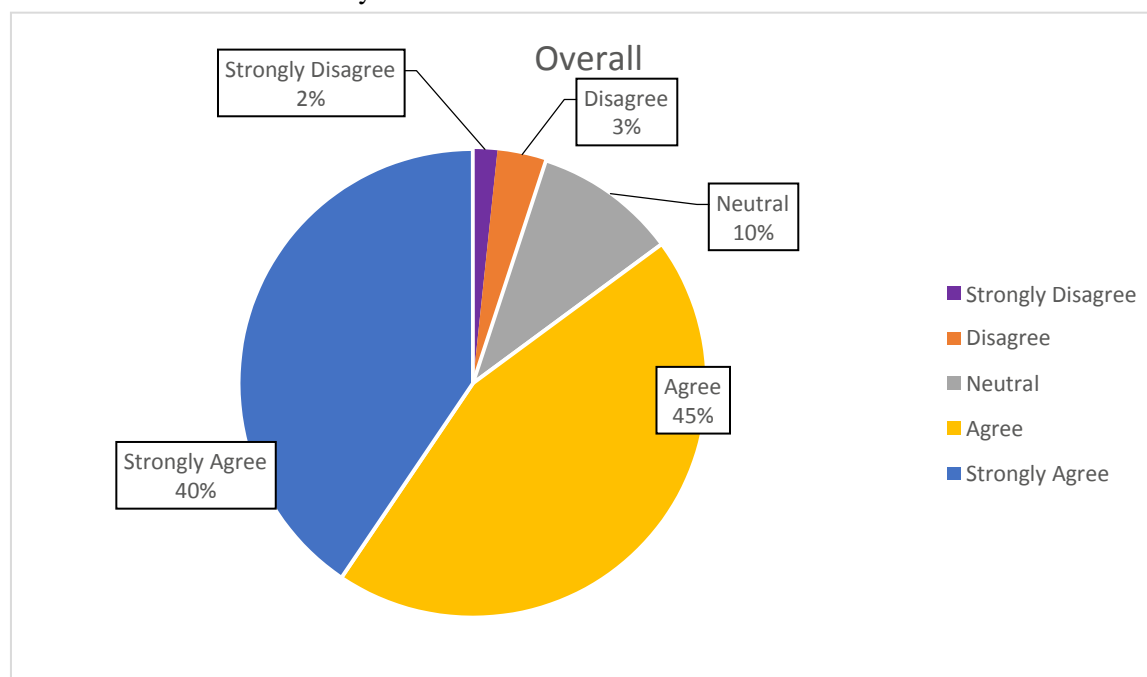
Batch 7	1.0%	1.4%	4.6%	46.0%	47.0%
Batch 8	3.0%	1.7%	3.5%	23.5%	68.4%
Cumulative	1.9%	1.4%	5.3%	34.7%	56.7%

2. 你覺得啓德體育園應擔當什麼角色？

To what extent do you agree with the following statements about the role of the Kai Tak Sports Park?

a. 方便市民做運動

Facilitate the community to exercise

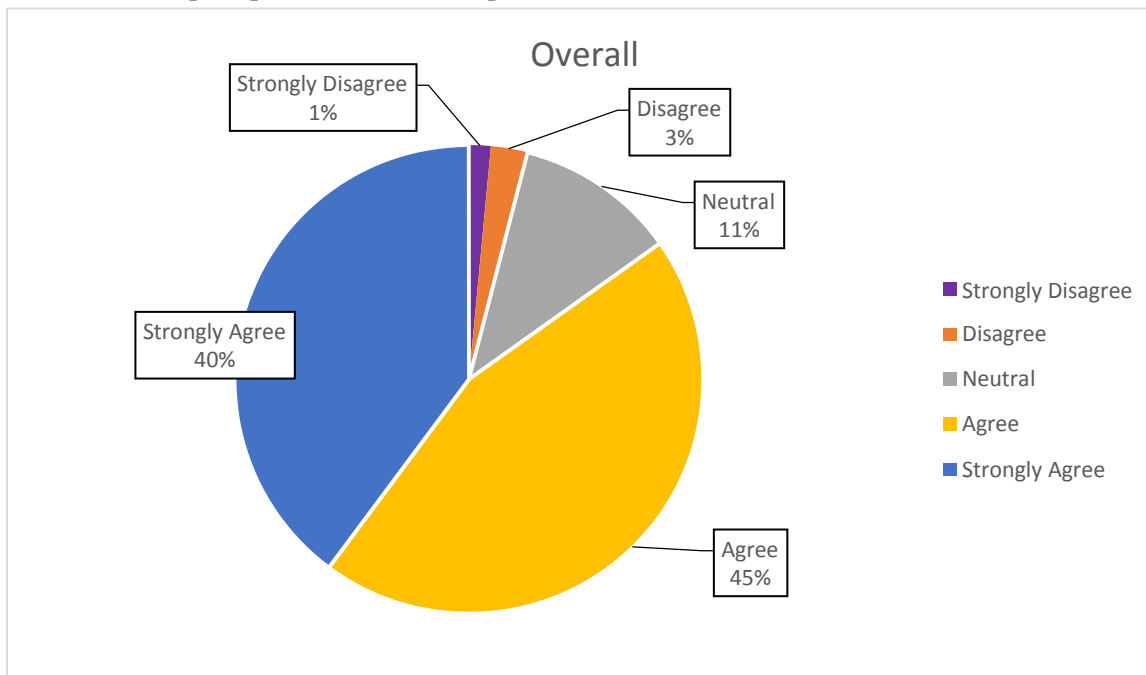


		<u>%</u>	<u>Grouped %</u>	<u>Count</u>
非常不同意	Strongly Disagree	1.7%		108
不同意	Disagree	3.4%	(5.1%)	218
中立	Neutral	9.8%	(9.8%)	635
同意	Agree	44.6%	(85.1%)	2,877
非常同意	Strongly Agree	40.5%		2,616
				6,454

	非常不同意 Strongly Disagree	不同意 Disagree	中立 Neutral	同意 Agree	非常同意 Strongly Agree
Batch 1	2.4%	4.0%	11.9%	38.4%	43.3%
Batch 2	2.2%	3.7%	10.1%	45.0%	39.0%
Batch 3	1.6%	3.5%	11.8%	47.1%	36.0%
Batch 4	0.3%	1.8%	8.1%	44.7%	45.0%
Batch 5	1.9%	2.5%	8.8%	42.3%	44.4%
Batch 6	0.6%	7.3%	13.0%	57.7%	21.4%
Batch 7	1.0%	2.8%	7.9%	50.9%	37.4%
Batch 8	1.9%	2.6%	7.9%	37.6%	50.0%
Cumulative	1.7%	3.4%	9.8%	44.6%	40.5%

b. 提供公共空間和休憩用地

Provide open space for leisure and public use

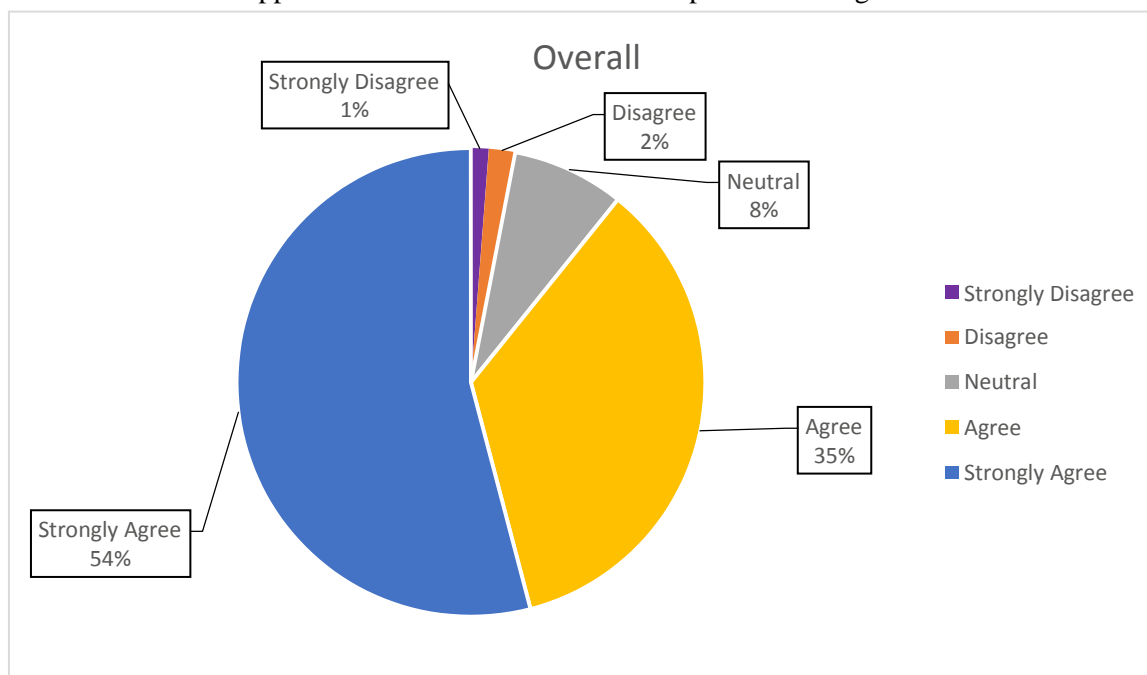


		<u>%</u>	<u>Grouped %</u>	<u>Count</u>
非常不同意	Strongly Disagree	1.5%		97
不同意	Disagree	2.5%	(4.0%)	163
中立	Neutral	11.1%	(11.1%)	718
同意	Agree	45.0%	(84.8%)	2,906
非常同意	Strongly Agree	39.8%		2,570
				<hr/> 6,454 <hr/>

	非常不同意 Strongly Disagree	不同意 Disagree	中立 Neutral	同意 Agree	非常同意 Strongly Agree
Batch 1	1.9%	2.9%	13.9%	39.2%	42.2%
Batch 2	2.1%	3.1%	8.5%	46.9%	39.4%
Batch 3	1.5%	1.5%	9.1%	48.1%	39.8%
Batch 4	0.3%	0.9%	8.4%	42.6%	47.7%
Batch 5	1.8%	2.6%	15.7%	37.9%	42.0%
Batch 6	0.8%	1.7%	11.3%	63.9%	22.3%
Batch 7	0.9%	2.3%	10.9%	51.3%	34.7%
Batch 8	1.8%	3.5%	10.7%	37.3%	46.7%
Cumulative	1.5%	2.5%	11.1%	45.0%	39.8%

c. 讓本地運動員有更多機會在港作賽

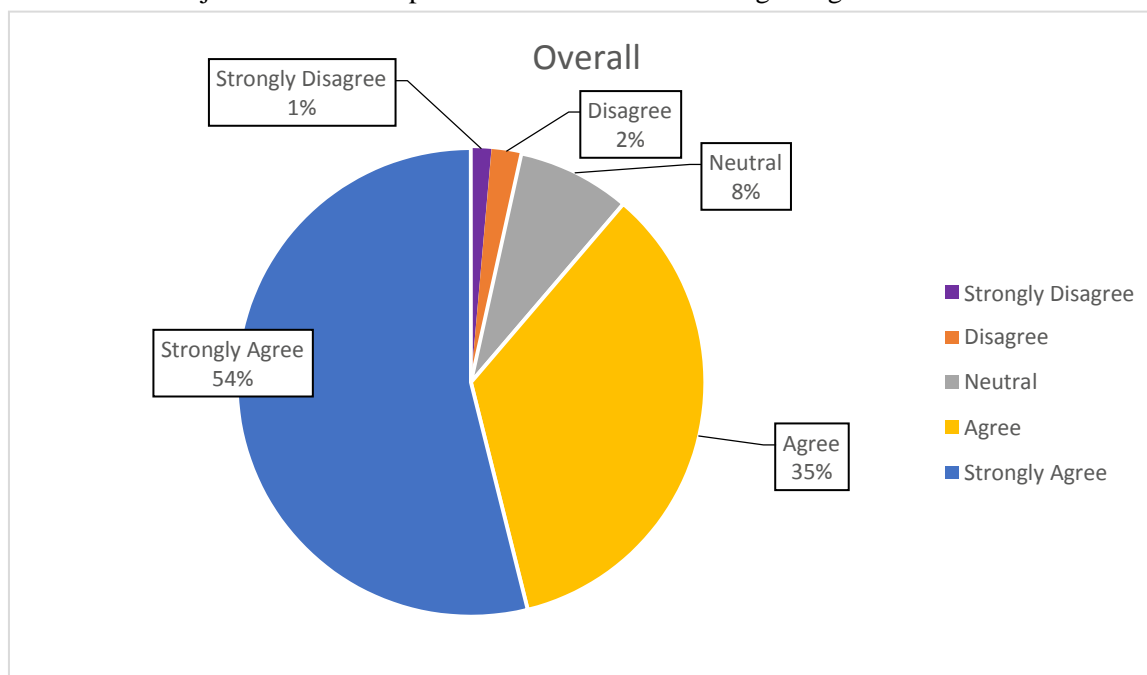
Provide more opportunities for local athletes to compete on home ground



		%	Grouped %	Count
非常不同意	Strongly Disagree	1.2%		79
不同意	Disagree	1.8%	(3.0%)	117
中立	Neutral	7.7%	(7.7%)	499
同意	Agree	35.1%	(89.2%)	2,267
非常同意	Strongly Agree	54.1%		3,492
				6,454

	非常不同意 Strongly Disagree	不同意 Disagree	中立 Neutral	同意 Agree	非常同意 Strongly Agree
Batch 1	1.3%	1.5%	6.3%	27.7%	63.2%
Batch 2	1.4%	2.1%	5.1%	33.5%	58.0%
Batch 3	1.5%	2.1%	12.2%	39.1%	45.1%
Batch 4	0.3%	1.2%	4.5%	33.9%	60.1%
Batch 5	0.9%	1.2%	9.9%	34.4%	53.6%
Batch 6	0.8%	2.3%	8.7%	57.7%	30.4%
Batch 7	0.9%	1.8%	10.3%	41.7%	45.2%
Batch 8	1.9%	2.0%	4.5%	26.3%	65.3%
Cumulative	1.2%	1.8%	7.7%	35.1%	54.1%

d. 提供大型體育場館供國際比賽及吸引盛事在香港舉行
Attract major international sports and other events to Hong Kong



		<u>%</u>	<u>Grouped %</u>	<u>Count</u>
非常不同意	Strongly Disagree	1.4%	(3.4%)	91
不同意	Disagree	2.0%		132
中立	Neutral	7.8%	(7.8%)	503
同意	Agree	34.8%	(88.7%)	2,249
非常同意	Strongly Agree	53.9%		3,479
				6,454

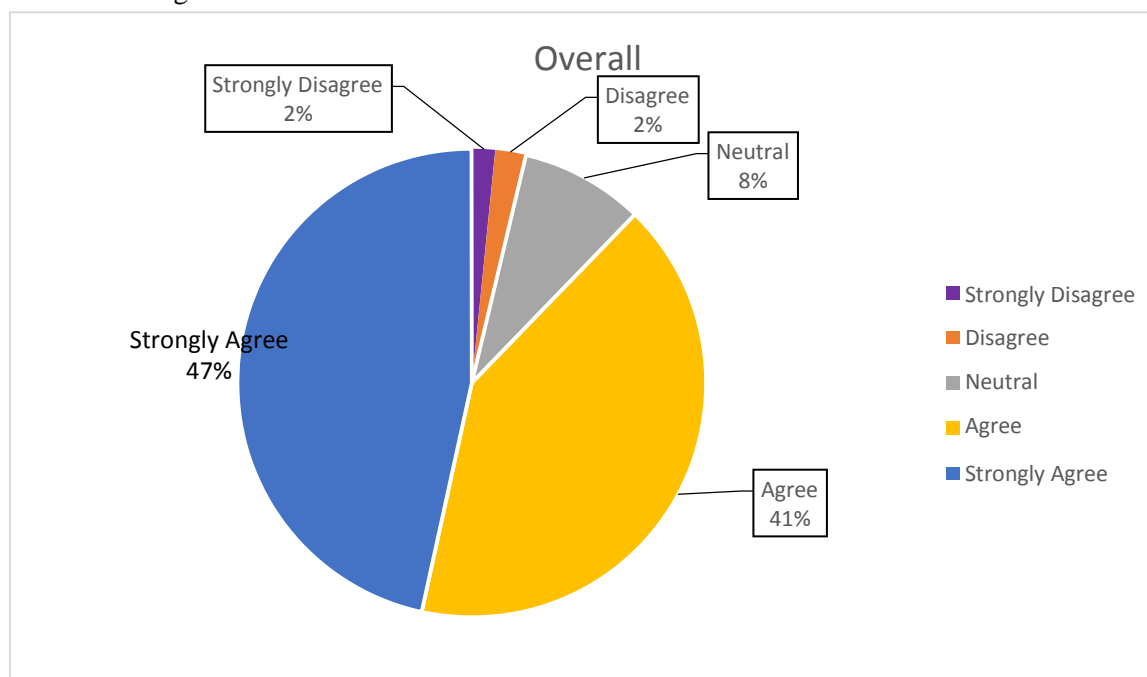
	非常不同意 Strongly Disagree	不同意 Disagree	中立 Neutral	同意 Agree	非常同意 Strongly Agree
Batch 1	1.9%	1.4%	7.5%	23.9%	65.3%
Batch 2	2.3%	1.9%	5.3%	29.7%	60.8%
Batch 3	1.2%	2.8%	12.9%	40.8%	42.2%
Batch 4	0.9%	1.8%	5.1%	32.1%	60.1%
Batch 5	1.2%	1.6%	9.0%	34.9%	53.3%
Batch 6	0.8%	2.8%	8.2%	57.2%	31.0%
Batch 7	0.6%	2.2%	9.1%	46.7%	41.3%
Batch 8	1.7%	2.1%	4.7%	25.5%	65.9%
Cumulative	1.4%	2.0%	7.8%	34.8%	53.9%

3. 你有幾同意啓德體育園擬建的設施有助推動香港的體育發展？

To what extent do you agree that the following sports facilities in the Kai Tak Sports Park would help promote sports development in Hong Kong?

a. 主場館：可容納約 50,000 名觀眾，可舉行足球、欖球比賽，及其它大型活動

The Main Stadium for about 50,000 spectators, which may be used for football and rugby matches, and other large-scale events

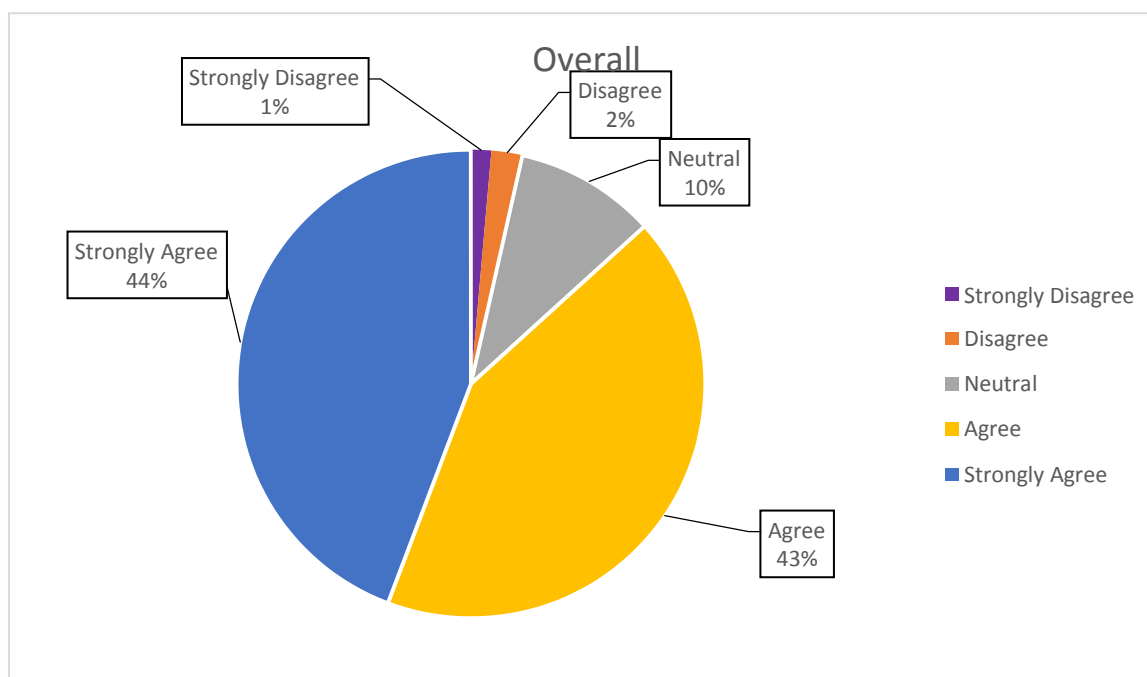


		%	Grouped %	Count
非常不同意	Strongly Disagree	1.6%	(3.7%)	104
不同意	Disagree	2.1%		
中立	Neutral	8.5%	(8.5%)	551
同意	Agree	41.2%	(87.8%)	2,658
非常同意	Strongly Agree	46.6%		
				6,454

	非常不同意 Strongly Disagree	不同意 Disagree	中立 Neutral	同意 Agree	非常同意 Strongly Agree
Batch 1	1.7%	2.1%	9.9%	32.3%	53.9%
Batch 2	2.3%	2.0%	7.6%	37.3%	50.9%
Batch 3	1.7%	3.0%	11.6%	47.5%	36.3%
Batch 4	1.2%	2.7%	9.9%	43.5%	42.6%
Batch 5	1.8%	0.9%	8.6%	42.9%	45.9%
Batch 6	0.3%	3.4%	11.3%	63.7%	21.4%
Batch 7	1.0%	1.4%	5.9%	48.6%	43.1%
Batch 8	2.0%	2.4%	7.2%	30.9%	57.5%
Cumulative	1.6%	2.1%	8.5%	41.2%	46.6%

- b. 室內體育館：可容納約 7,000 名觀眾，在沒有比賽時變身為相等於大約 30 個羽毛球場的社區體育中心

The Indoor Sports Centre for at least 7,000 spectators, convertible to a community sports centre providing around 30 badminton courts or equivalent

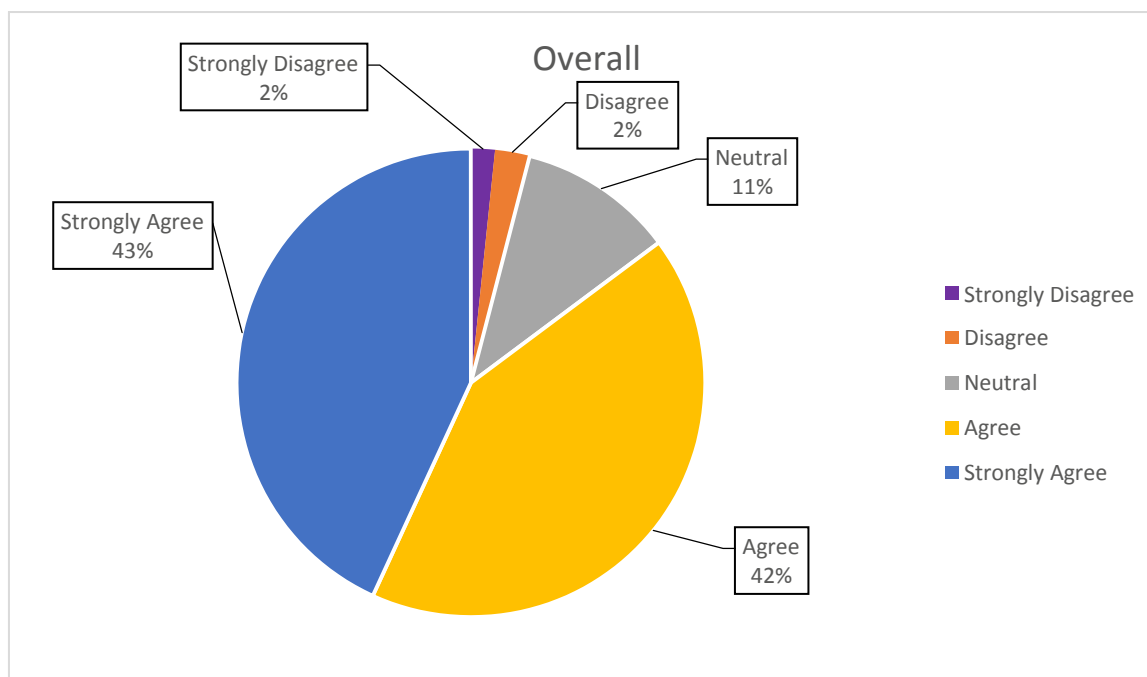


		%	Grouped %	Count
非常不同意	Strongly Disagree	1.4%	(3.5%)	90
不同意	Disagree	2.1%		
中立	Neutral	9.7%	(9.7%)	629
同意	Agree	42.5%	(86.8%)	2,741
非常同意	Strongly Agree	44.3%		
				6,454

	非常不同意 Strongly Disagree	不同意 Disagree	中立 Neutral	同意 Agree	非常同意 Strongly Agree
Batch 1	1.2%	1.8%	9.4%	37.1%	50.5%
Batch 2	1.6%	2.1%	7.9%	41.7%	46.7%
Batch 3	1.5%	2.8%	14.7%	47.0%	34.0%
Batch 4	0.9%	2.7%	11.1%	40.5%	44.7%
Batch 5	2.5%	1.6%	16.4%	42.3%	37.2%
Batch 6	0.6%	2.5%	10.4%	66.5%	20.0%
Batch 7	0.9%	2.2%	7.6%	47.9%	41.4%
Batch 8	1.9%	1.9%	6.1%	30.6%	59.5%
Cumulative	1.4%	2.1%	9.7%	42.5%	44.3%

c. 公眾運動場：可容納約 5,000 名觀眾，供田徑、足球比賽及市民緩跑健步

The Public Sports Ground for about 5,000 spectators for athletic meets, football matches, community jogging and exercise



		<u>%</u>	<u>Grouped %</u>	<u>Count</u>
非常不同意	Strongly Disagree	1.6%	(4.0%)	106
不同意	Disagree	2.4%		
中立	Neutral	10.8%	(10.8%)	694
同意	Agree	42.1%	(85.2%)	2,715
非常同意	Strongly Agree	43.1%		
				6,454

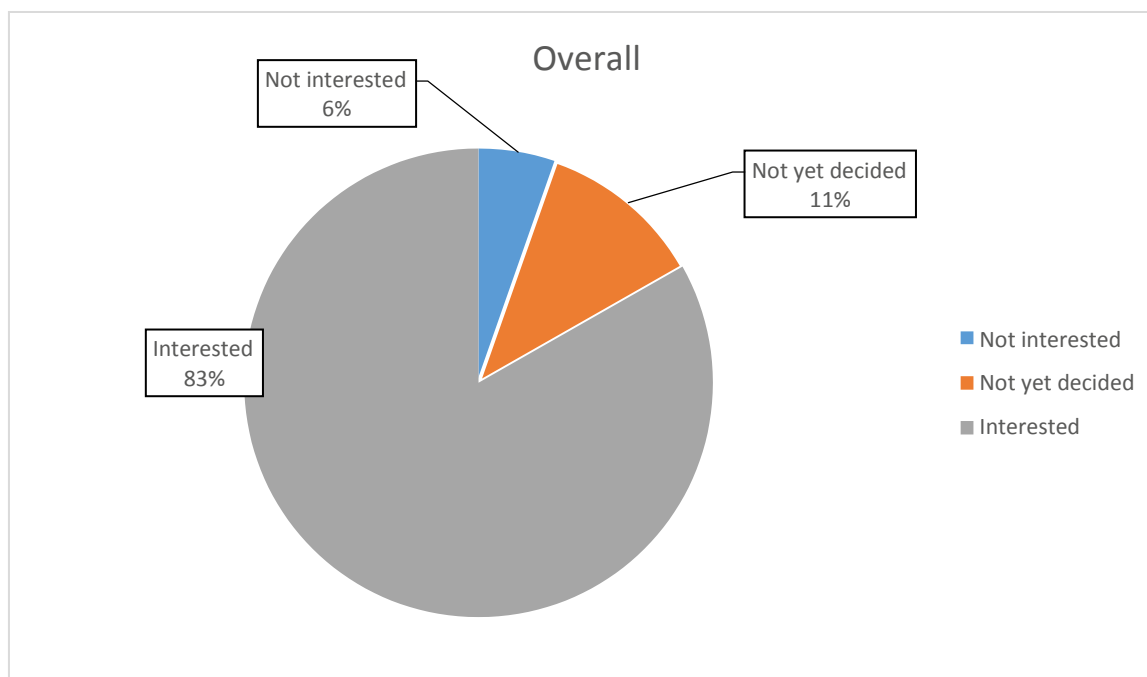
	非常不同意 Strongly Disagree	不同意 Disagree	中立 Neutral	同意 Agree	非常同意 Strongly Agree
Batch 1	1.4%	2.0%	11.2%	34.5%	50.8%
Batch 2	2.2%	2.9%	8.6%	41.0%	45.3%
Batch 3	1.8%	2.0%	12.9%	48.5%	34.8%
Batch 4	0.9%	3.6%	9.3%	42.6%	43.5%
Batch 5	2.3%	1.4%	13.8%	42.7%	39.9%
Batch 6	0.3%	2.8%	13.0%	63.1%	20.8%
Batch 7	1.2%	2.2%	11.0%	46.9%	38.6%
Batch 8	2.1%	3.0%	8.0%	32.3%	54.6%
Cumulative	1.6%	2.4%	10.8%	42.1%	43.1%

4. 你有興趣使用啓德體育園的設施嗎？

Are you interested in using the facilities in the Kai Tak Sports Park?

a. 觀賞於主場館/室內體育館/公眾運動場舉辦的體育或其他活動

Watch sports or other events in the Main Stadium/ Indoor Sports Centre/ Public Sports Ground

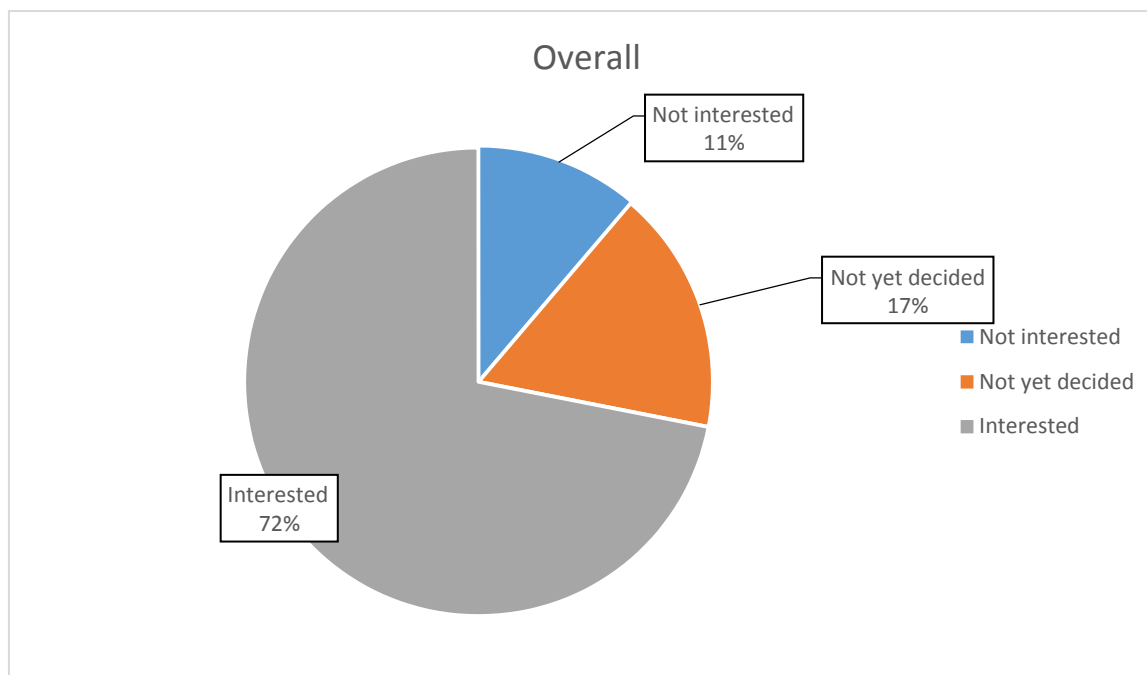


		<u>%</u>	<u>Count</u>
沒有興趣	Not interested	5.4%	347
未決定	Not yet decided	11.4%	734
有興趣	Interested	83.3%	5,373
			6,454

	沒有興趣 Not interested	未決定 Not yet decided	有興趣 Interested
Batch 1	4.3%	9.8%	86.0%
Batch 2	4.9%	11.2%	83.9%
Batch 3	8.6%	17.0%	74.4%
Batch 4	3.9%	10.5%	85.6%
Batch 5	3.2%	10.1%	86.8%
Batch 6	10.7%	11.3%	78.0%
Batch 7	6.3%	12.0%	81.7%
Batch 8	3.2%	9.0%	87.9%
Cumulative	5.4%	11.4%	83.3%

b. 使用室內體育館打羽毛球、乒乓球、籃球或參加其他球類及康體活動

Play badminton, table tennis, basketball, other ball games or take part in leisure activities in the Indoor Sports Centre

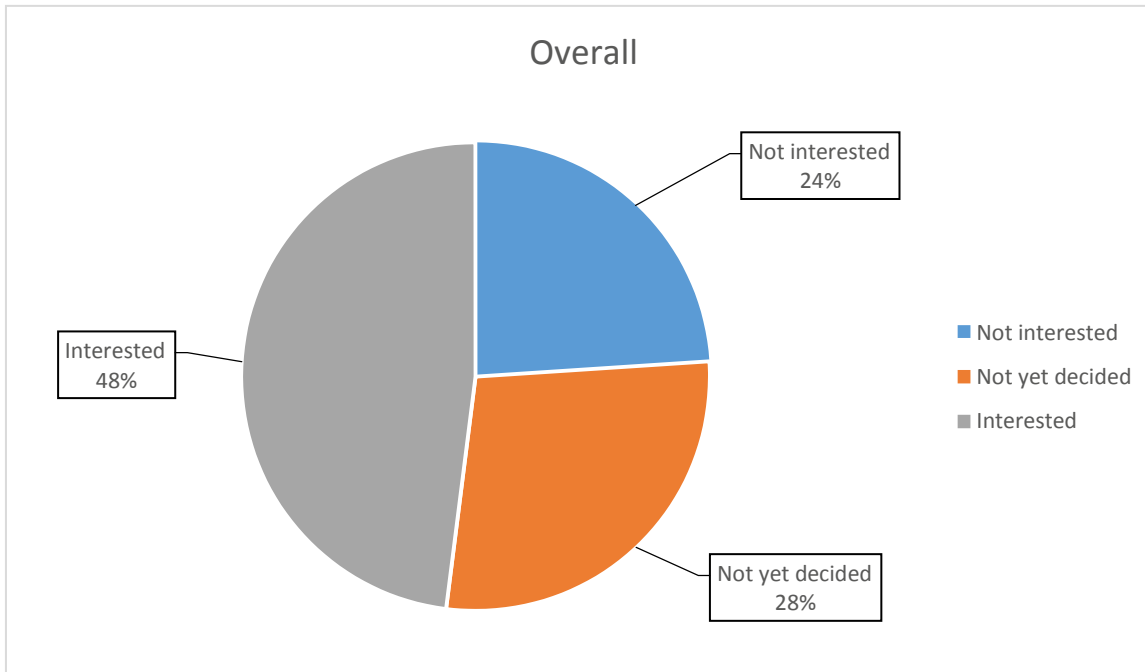


		<u>%</u>	<u>Count</u>
沒有興趣	Not interested	11.2%	724
未決定	Not yet decided	16.9%	1,089
有興趣	Interested	71.9%	4,641
			<hr/> 6,454 <hr/>

	沒有興趣 Not interested	未決定 Not yet decided	有興趣 Interested
Batch 1	7.4%	16.2%	76.4%
Batch 2	9.2%	15.7%	75.0%
Batch 3	19.0%	24.8%	56.2%
Batch 4	9.3%	17.1%	73.6%
Batch 5	8.3%	19.0%	72.7%
Batch 6	23.9%	17.5%	58.6%
Batch 7	14.6%	16.5%	68.8%
Batch 8	4.5%	11.0%	84.5%
Cumulative	11.2%	16.9%	71.9%

c. 在公眾運動場參加陸運會

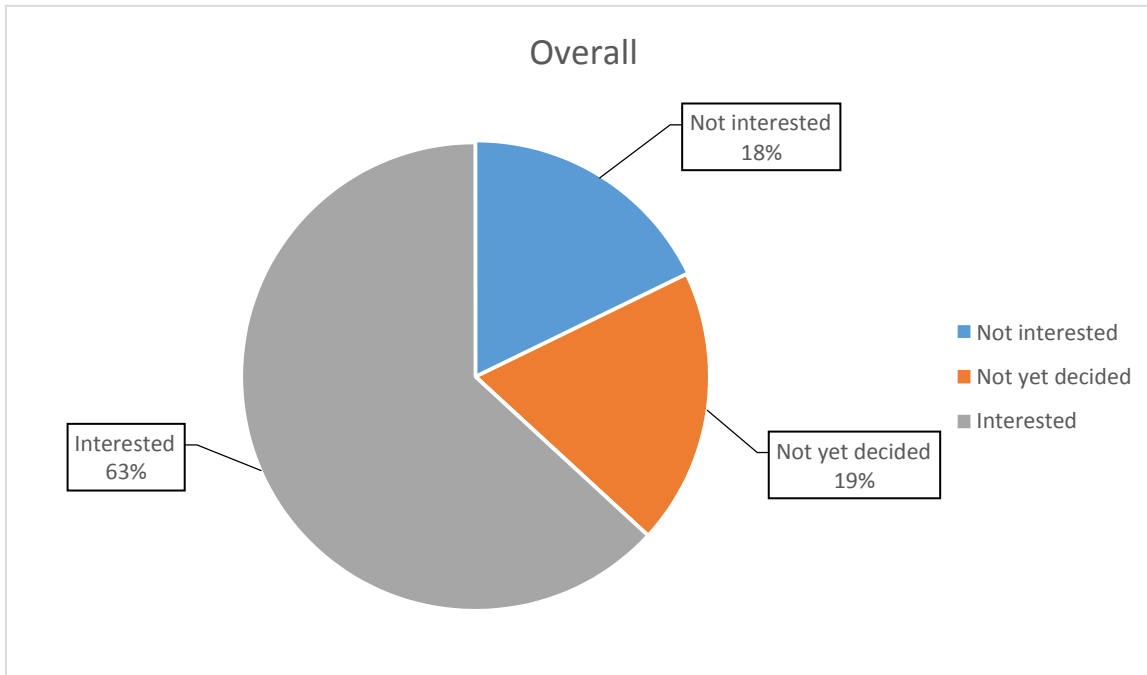
Take part in athletic meets in the Public Sports Ground



		<u>%</u>	<u>Count</u>
沒有興趣	Not interested	24.0%	1,546
未決定	Not yet decided	28.0%	1,810
有興趣	Interested	48.0%	3,098
			6,454

	沒有興趣 Not interested	未決定 Not yet decided	有興趣 Interested
Batch 1	20.4%	28.7%	50.9%
Batch 2	20.1%	27.4%	52.5%
Batch 3	32.2%	34.6%	33.2%
Batch 4	16.8%	29.4%	53.8%
Batch 5	17.3%	33.9%	48.9%
Batch 6	50.1%	20.0%	29.9%
Batch 7	27.4%	28.6%	44.0%
Batch 8	17.5%	20.5%	62.0%
Cumulative	24.0%	28.0%	48.0%

d. 在公眾運動場緩跑或健行
Jog or exercise in the Public Sports Ground

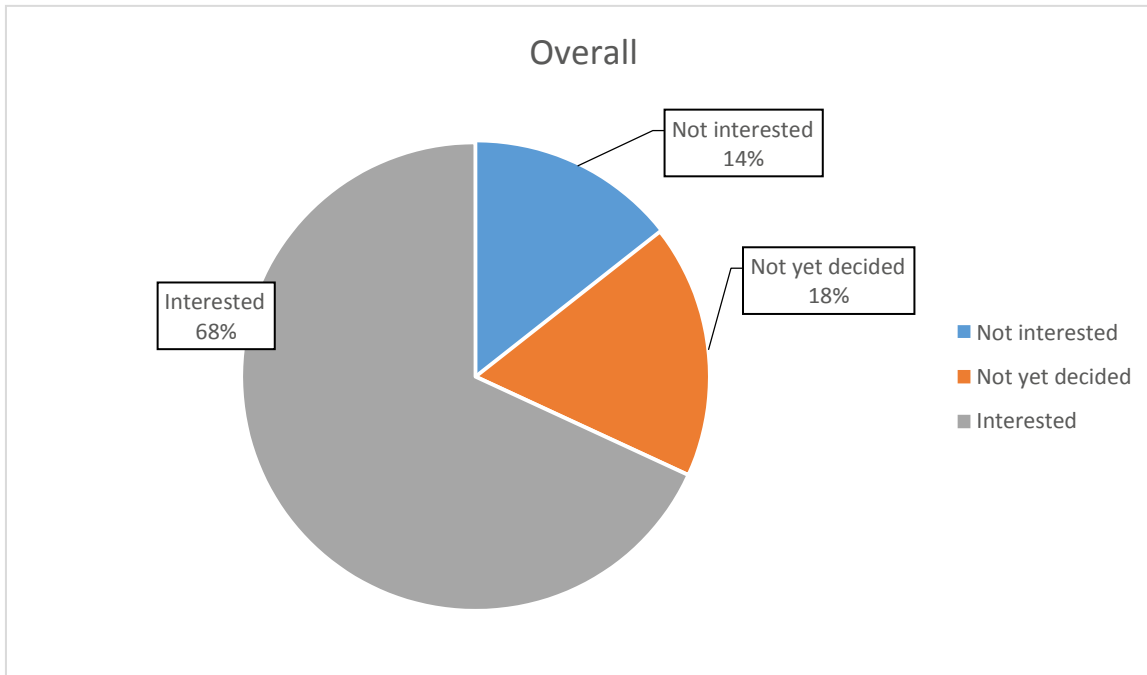


		<u>%</u>	<u>Count</u>
沒有興趣	Not interested	17.8%	1,148
未決定	Not yet decided	19.1%	1,230
有興趣	Interested	63.2%	4,076
			<hr/> 6,454 <hr/>

	沒有興趣 Not interested	未決定 Not yet decided	有興趣 Interested
Batch 1	13.4%	20.0%	66.7%
Batch 2	13.1%	17.9%	69.0%
Batch 3	21.6%	23.2%	55.2%
Batch 4	9.3%	21.9%	68.8%
Batch 5	13.6%	21.3%	65.1%
Batch 6	38.0%	17.5%	44.5%
Batch 7	25.6%	16.6%	57.8%
Batch 8	12.6%	17.1%	70.4%
<hr/> Cumulative	<hr/> 17.8%	<hr/> 19.1%	<hr/> 63.2%

e. 於公園休憩散步

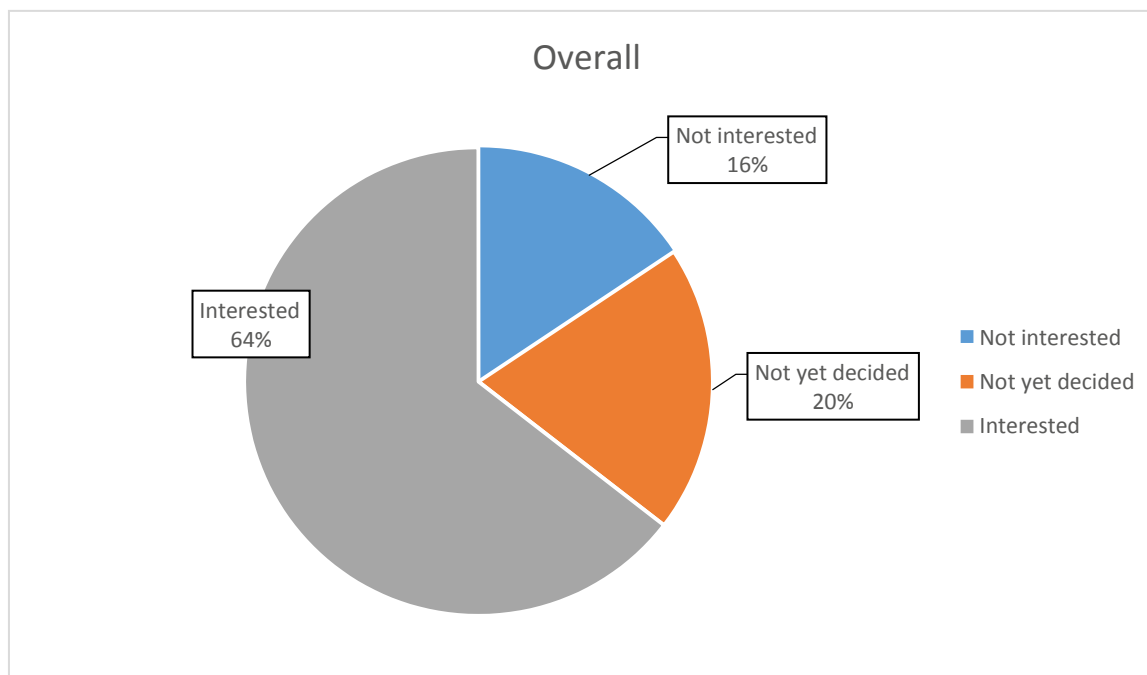
Stroll and relax in the Sports Park



		<u>%</u>	<u>Count</u>
沒有興趣	Not interested	14.4%	929
未決定	Not yet decided	17.5%	1,130
有興趣	Interested	68.1%	4,395
			6,454

	沒有興趣 Not interested	未決定 Not yet decided	有興趣 Interested
Batch 1	11.2%	17.9%	70.9%
Batch 2	7.5%	16.1%	76.4%
Batch 3	15.8%	19.4%	64.9%
Batch 4	7.5%	18.9%	73.6%
Batch 5	12.7%	22.8%	64.6%
Batch 6	23.4%	14.6%	62.0%
Batch 7	24.3%	15.7%	59.9%
Batch 8	11.4%	16.8%	71.8%
Cumulative	14.4%	17.5%	68.1%

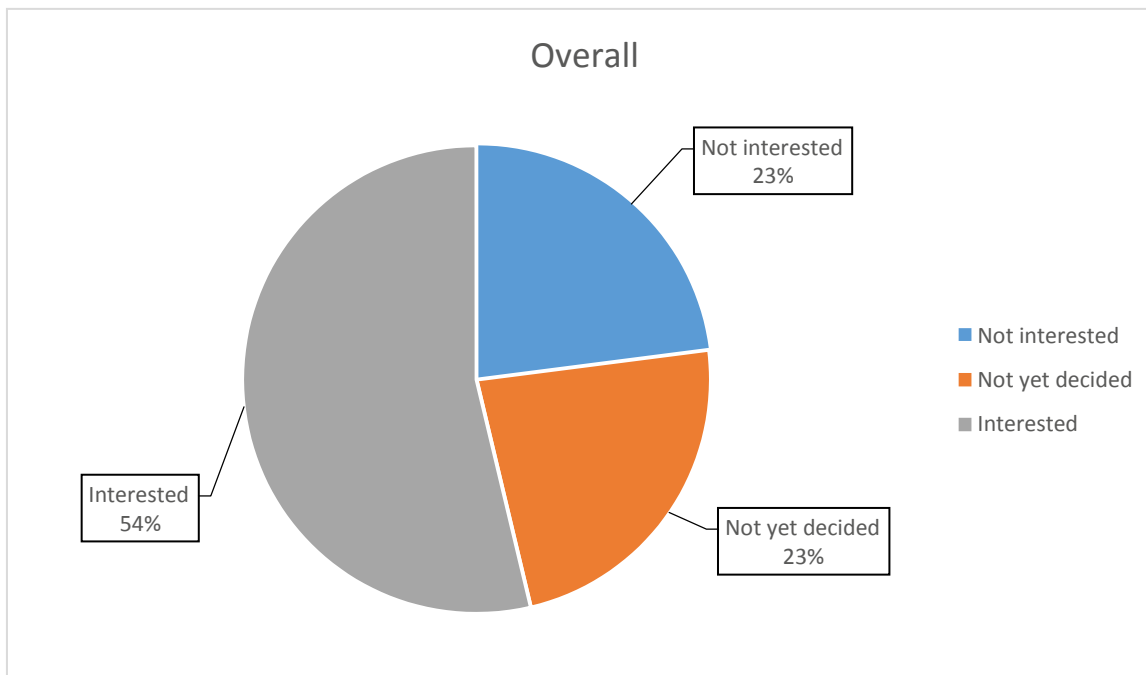
f. 在體育園內騎單車
Cycling in the Sports Park



		<u>%</u>	<u>Count</u>
沒有興趣	Not interested	15.6%	1,010
未決定	Not yet decided	19.8%	1,280
有興趣	Interested	64.5%	4,164
			6,454

	沒有興趣 Not interested	未決定 Not yet decided	有興趣 Interested
Batch 1	11.1%	21.0%	67.9%
Batch 2	13.4%	18.8%	67.8%
Batch 3	20.0%	20.7%	59.3%
Batch 4	10.2%	17.4%	72.4%
Batch 5	13.4%	20.3%	66.3%
Batch 6	27.3%	18.9%	53.8%
Batch 7	21.1%	21.3%	57.6%
Batch 8	11.6%	17.7%	70.7%
Cumulative	15.6%	19.8%	64.5%

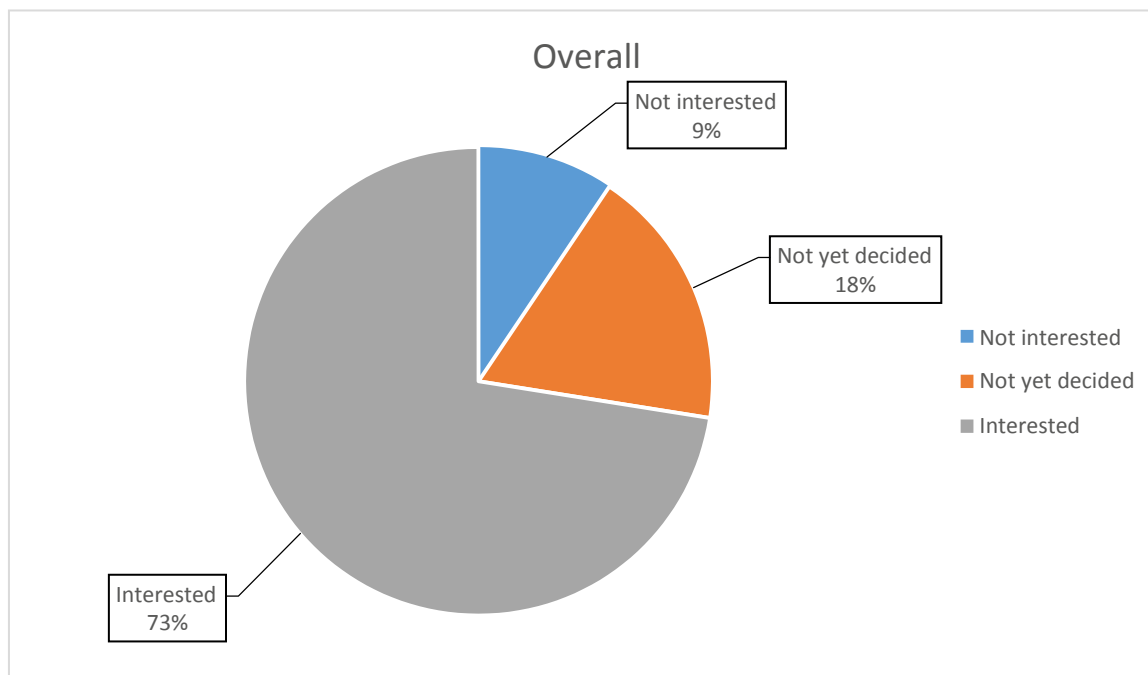
g. 購物和飲食
Shopping and dining



		<u>%</u>	<u>Count</u>
沒有興趣	Not interested	23.0%	1,482
未決定	Not yet decided	23.3%	1,505
有興趣	Interested	53.7%	3,467
			6,454

	沒有興趣 Not interested	未決定 Not yet decided	有興趣 Interested
Batch 1	22.1%	23.6%	54.3%
Batch 2	20.2%	22.9%	57.0%
Batch 3	26.3%	21.8%	51.9%
Batch 4	22.8%	24.6%	52.6%
Batch 5	21.3%	31.0%	47.6%
Batch 6	23.9%	18.0%	58.0%
Batch 7	27.0%	22.2%	50.8%
Batch 8	19.4%	23.1%	57.5%
Cumulative	23.0%	23.3%	53.7%

h. 和家人或朋友到體育園玩樂
Enjoy the Sports Park with family or friends



		<u>%</u>	<u>Count</u>
沒有興趣	Not interested	9.4%	608
未決定	Not yet decided	18.1%	1,167
有興趣	Interested	72.5%	4,679
			6,454

	沒有興趣 Not interested	未決定 Not yet decided	有興趣 Interested
Batch 1	7.5%	17.3%	75.3%
Batch 2	5.9%	16.7%	77.4%
Batch 3	9.1%	18.1%	72.7%
Batch 4	6.0%	16.2%	77.8%
Batch 5	8.8%	21.7%	69.5%
Batch 6	9.6%	16.9%	73.5%
Batch 7	17.0%	21.5%	61.5%
Batch 8	7.3%	15.0%	77.7%
Cumulative	9.4%	18.1%	72.5%

5. 你對啓德體育園有其他意見嗎？²

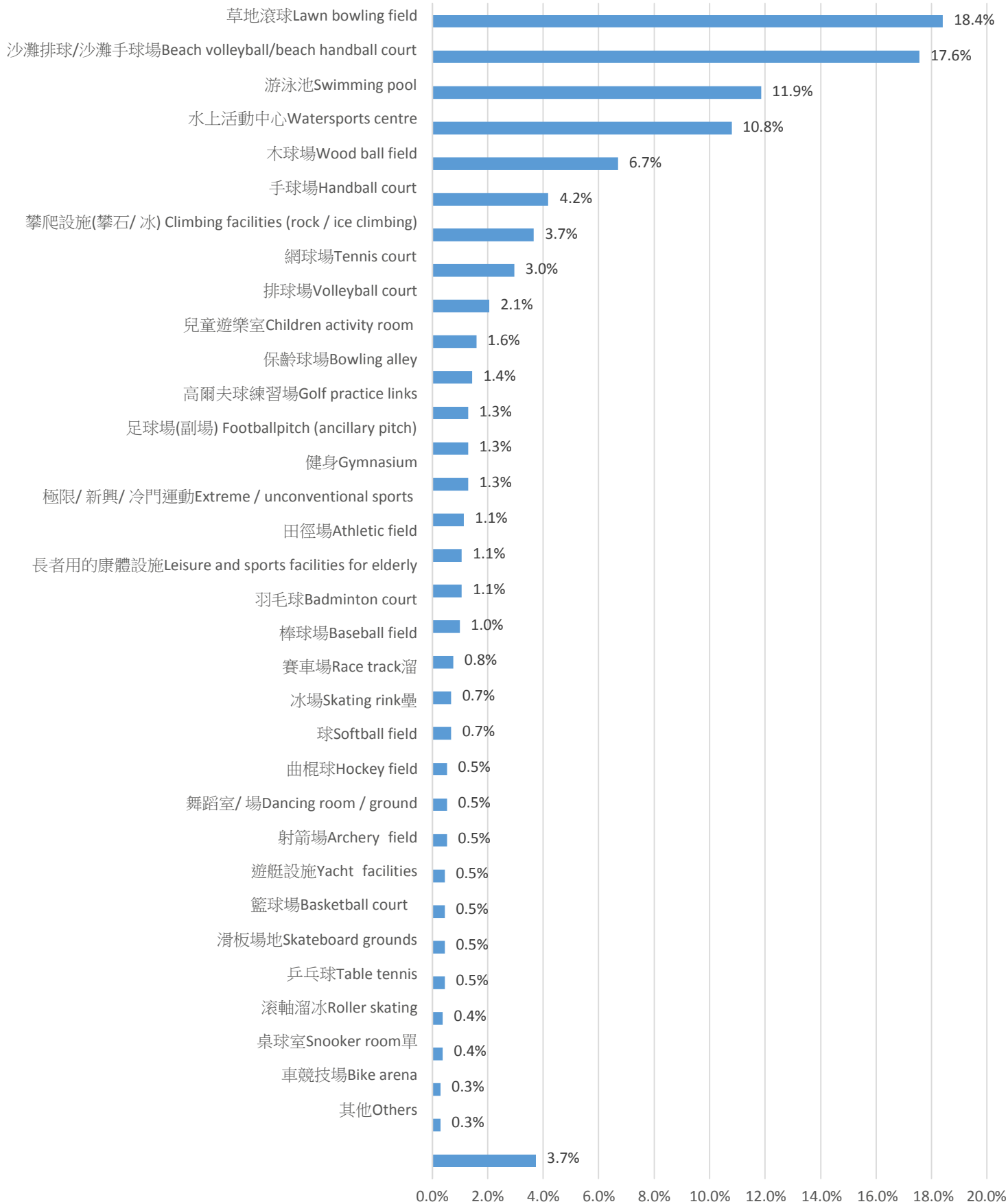
Do you have other comments on the Kai Tak Sports Park?

Category	Count	%
增加體育園內的設施 Suggestions on provision of facilities in the Sports Park	1,315	43.6%
對體育園規劃的意見 Suggestions on planning of the Sports Park	939	31.1%
改善體育園的設施配套 Suggestions on improvement on facilities in the Sports Park	214	7.1%
體育園附近的交通配套 Suggestions on connectivity of the Sports Park	194	6.4%
舉辦活動種類 Suggestions on activities to be held in the Sports Park	175	5.8%
對於主場館的建議 Suggestions on the Main Stadium	100	3.3%
對於室內體育館的建議 Suggestions on the Indoor Sports Centre	52	1.7%
對於公眾運動場的建議 Suggestions on the Public Sports Ground	29	1.0%

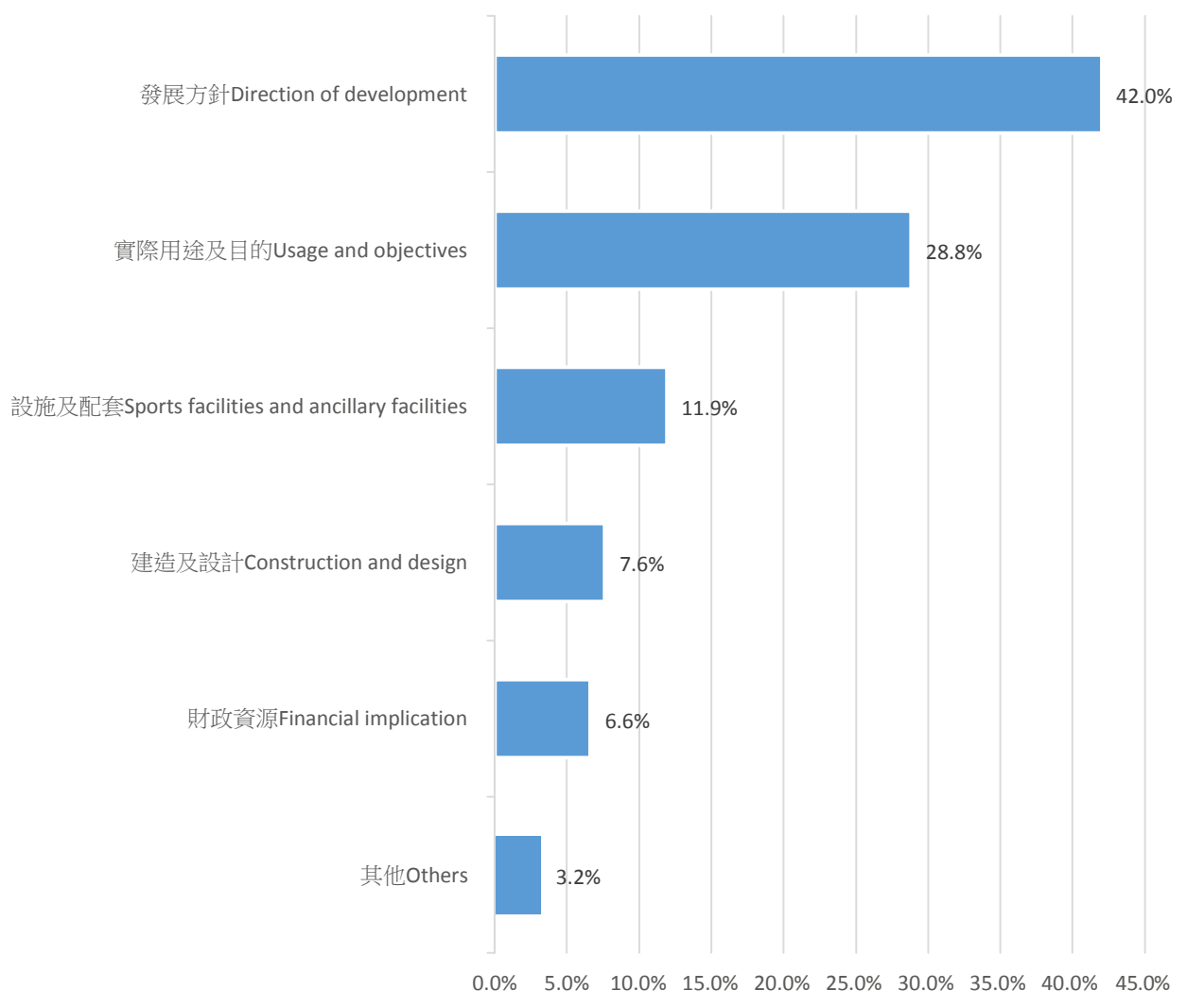
² The responses of Q.4(i) have been incorporated into Q.5.

增加體育園內的運動設施

Suggestions on provision of sports facilities in the Sports Park



對體育園規劃的意見 Suggestions on planning of the Sports Park



Top 3 concerns in Direction of development:
(發展方針)
(394)

- 1) Urge for implementation of the Sports Park as soon as possible (163)
(盡快落實興建)(163)
- 2) Consider the variety development of the Sports Park and needs of people of different ages (51)
(顧及多元化發展及需要)(51)
- 3) Provide more sports facilities which are not included in the project scope (44)
(提供更多項目)(44)

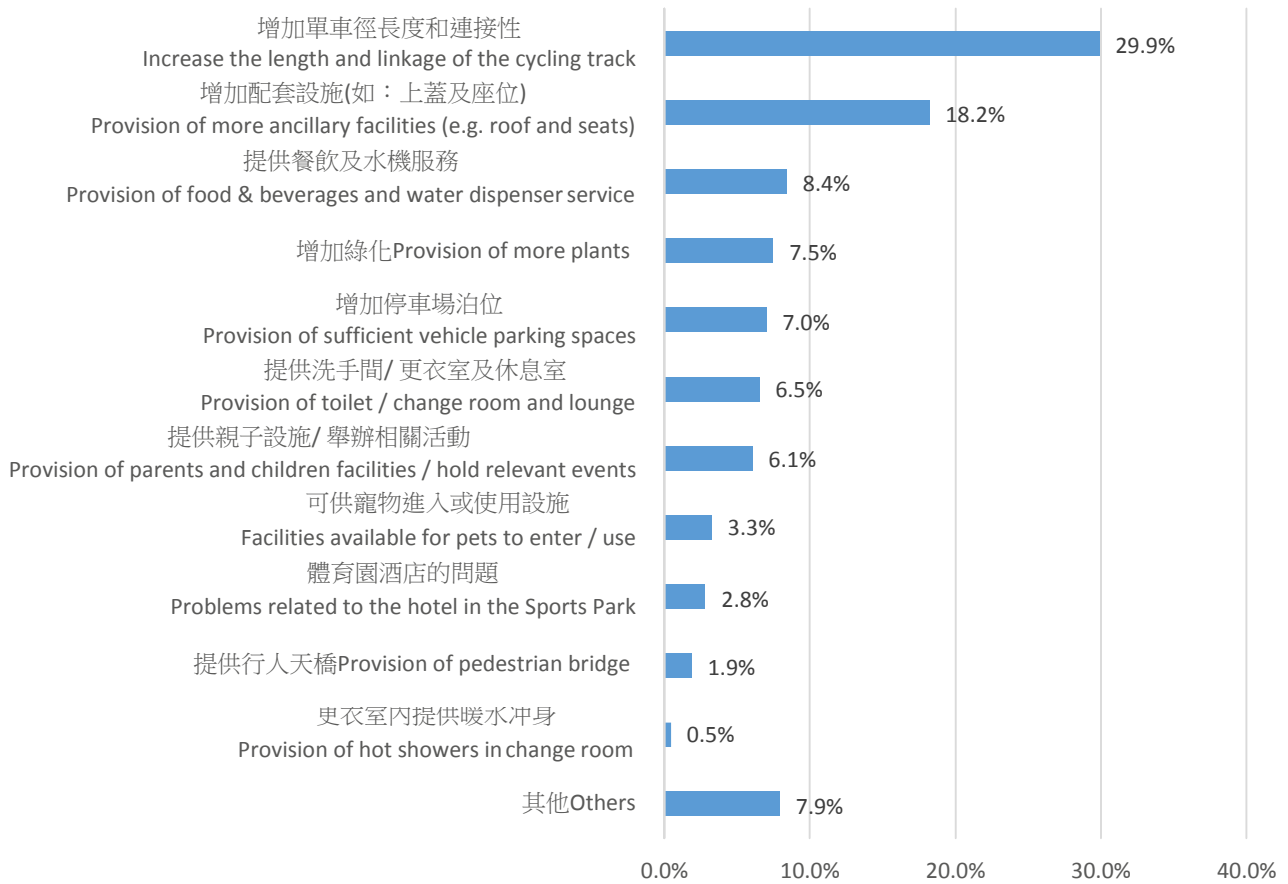
Top 3 concerns in Usage and objectives:
(實際用途及目的)
(270)

- 1) Usage problem in the Sports Park (e.g. concerns about usage, suggest the facilities shall be free of charge) (76)
(有關體育園日後的使用問題(如: 擔心使用率不足,希望免費使用))(76)
- 2) Priority should be given to athletes for training and competition (71)
(建議設施供運動員訓練及比賽優先使用) (71)
- 3) Operation problem of the Sports Park (e.g. organizer and way of operation)(35)
(有關管理體育園的問題(如: 營運機構及模式))(35)

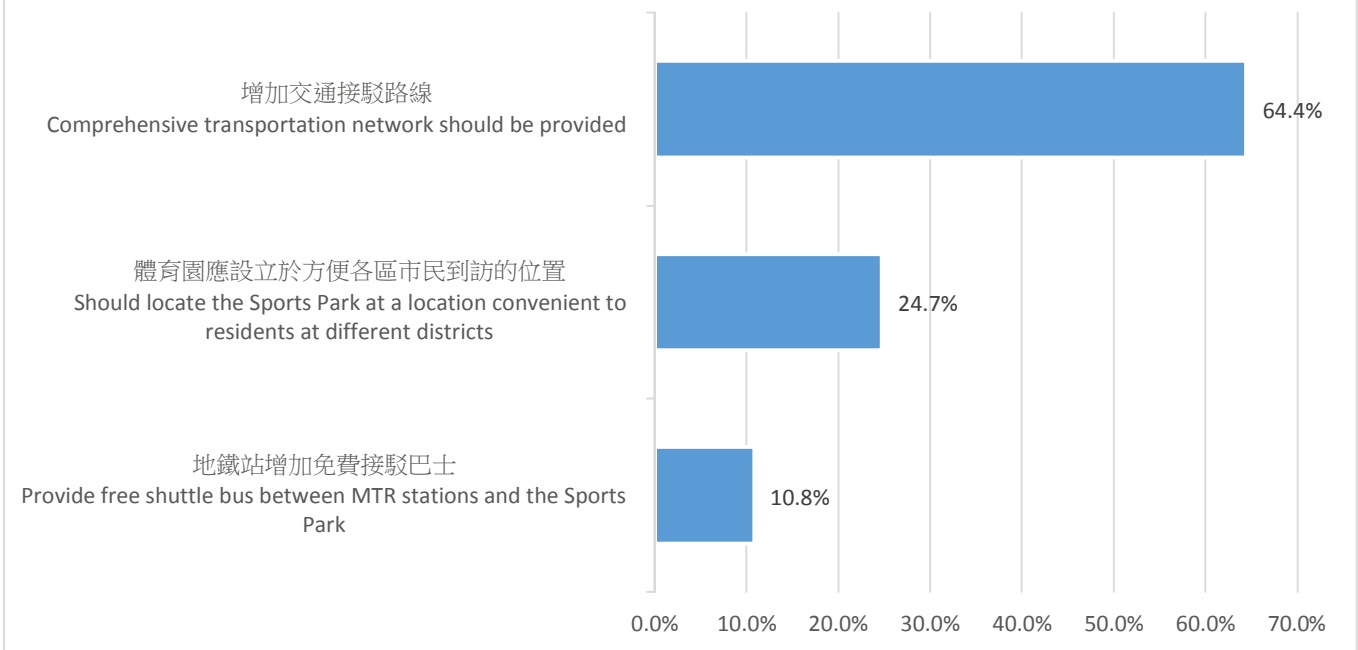
<p>Top 3 concerns in: Sports facilities and ancillary facilities (設施及配套) (112)</p>	<p>1) World-class standard facilities should be provided in the Sports Park (58) (要確保設施達世界級水平)(58)</p> <p>2) The Sports Park should be equipped with a variety of facilities (e.g. community centre, shopping mall)(42) (要有完善配套(如：社區中心,商場))(42)</p> <p>3) Provide adequate sports facilities for athletics training (12) (提供足夠運動設施給運動員培訓) (12)</p>
<p>Concern in: Construction and design (建造及設計) (71)</p>	<p>1) The current design was lack of feature (50) (設計沒有特色)(50)</p> <p>2) Concerns about construction schedule (21) (施工時間存疑) (21)</p>
<p>Top 3 concerns in: Financial implication (財政資源) (62)</p>	<p>1) Affordable fee for different classes in the society(30) (收費要照顧到社會各階層)(30)</p> <p>2) High construction cost (27) (造價太昂貴) (27)</p> <p>3) Financial transparency (5) (財政公開)(5)</p>

改善體育園的設施配套

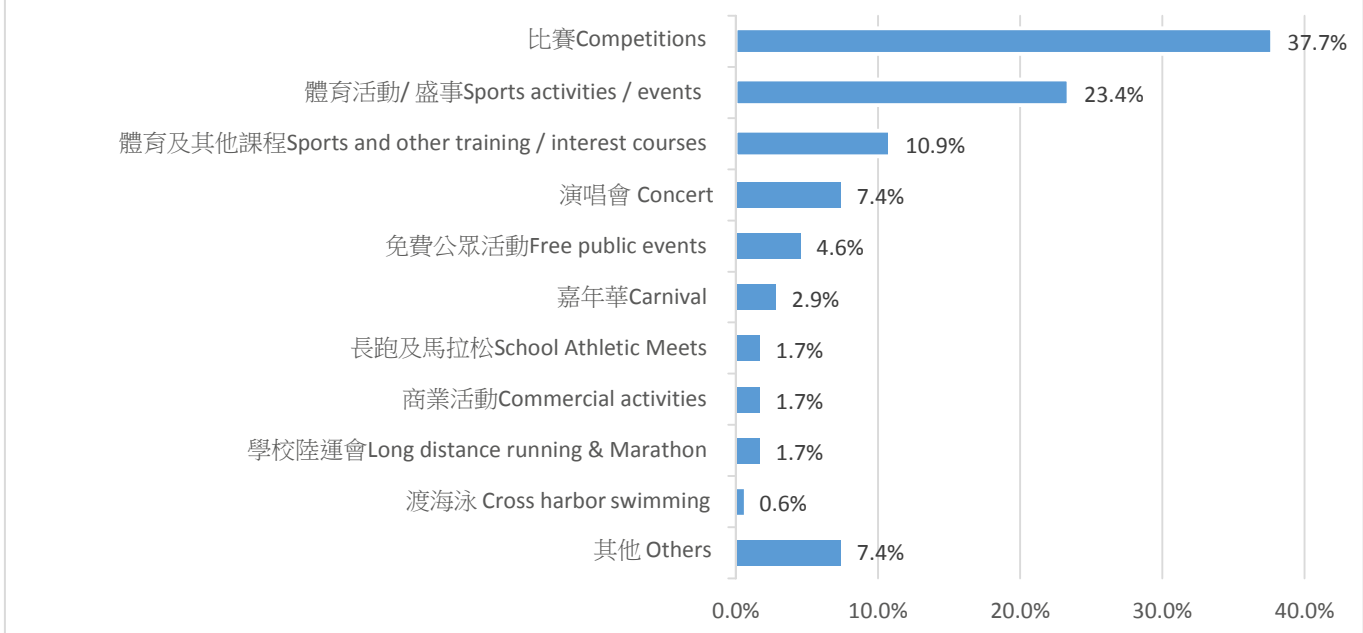
Suggestions on improvement on facilities in the Sports Park



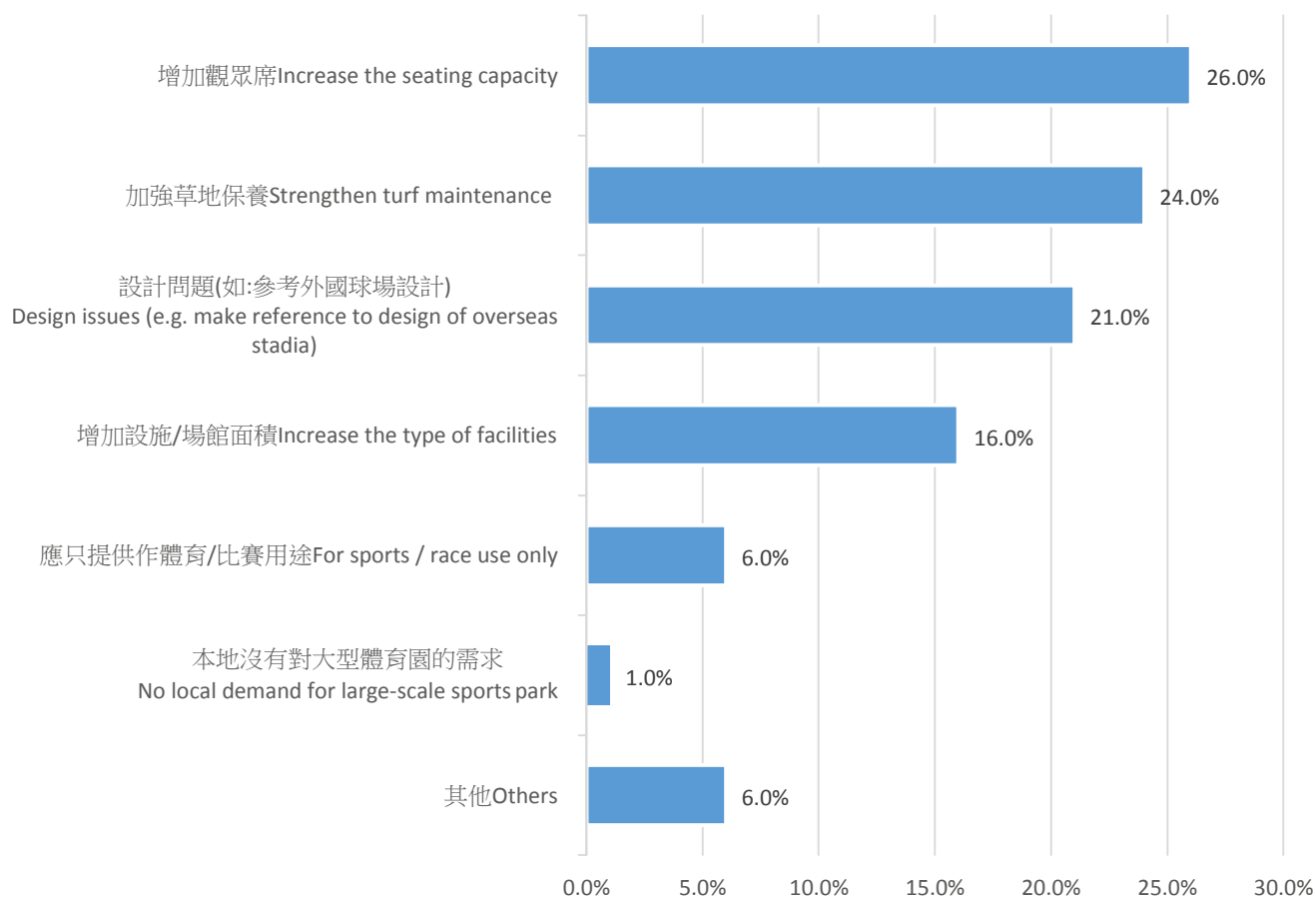
體育園附近的交通配套 Suggestions on connectivity of the Sports Park



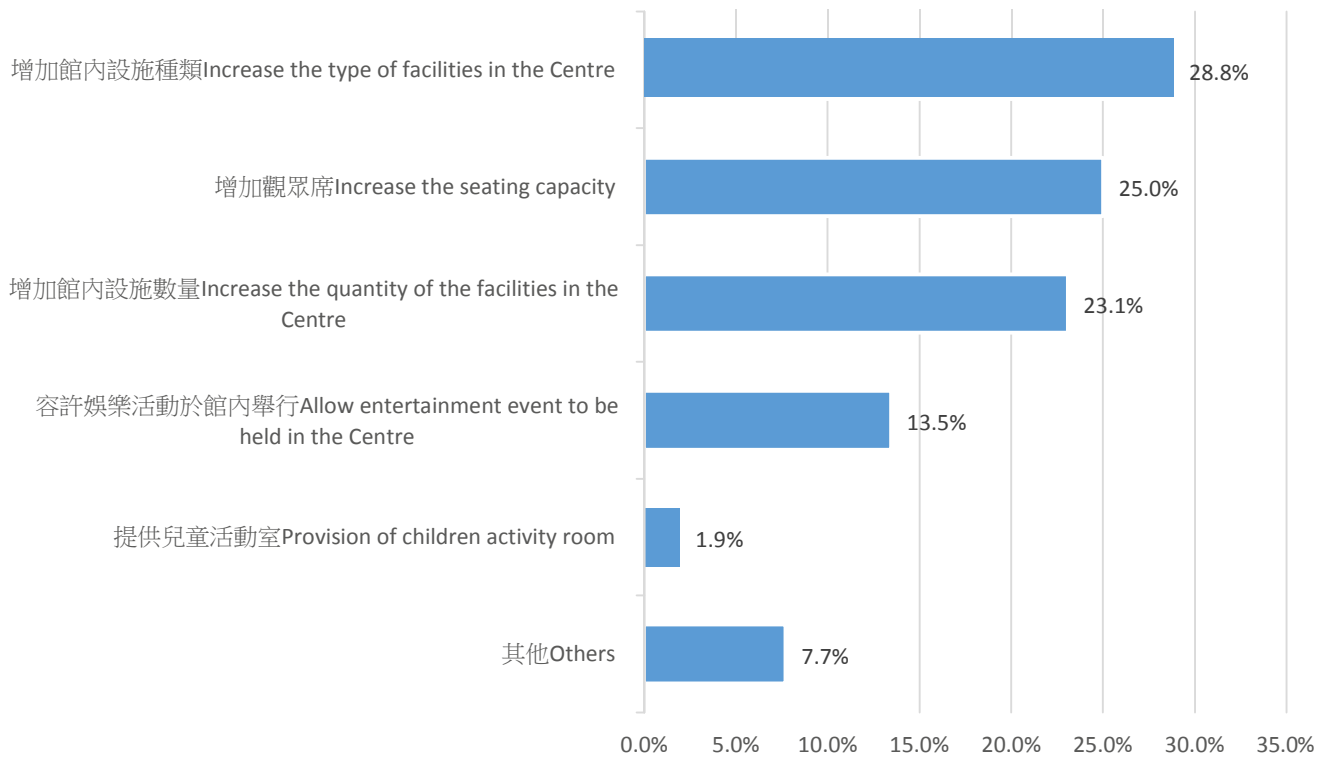
舉辦活動種類 Suggestions on activities to be held in the Sports Park



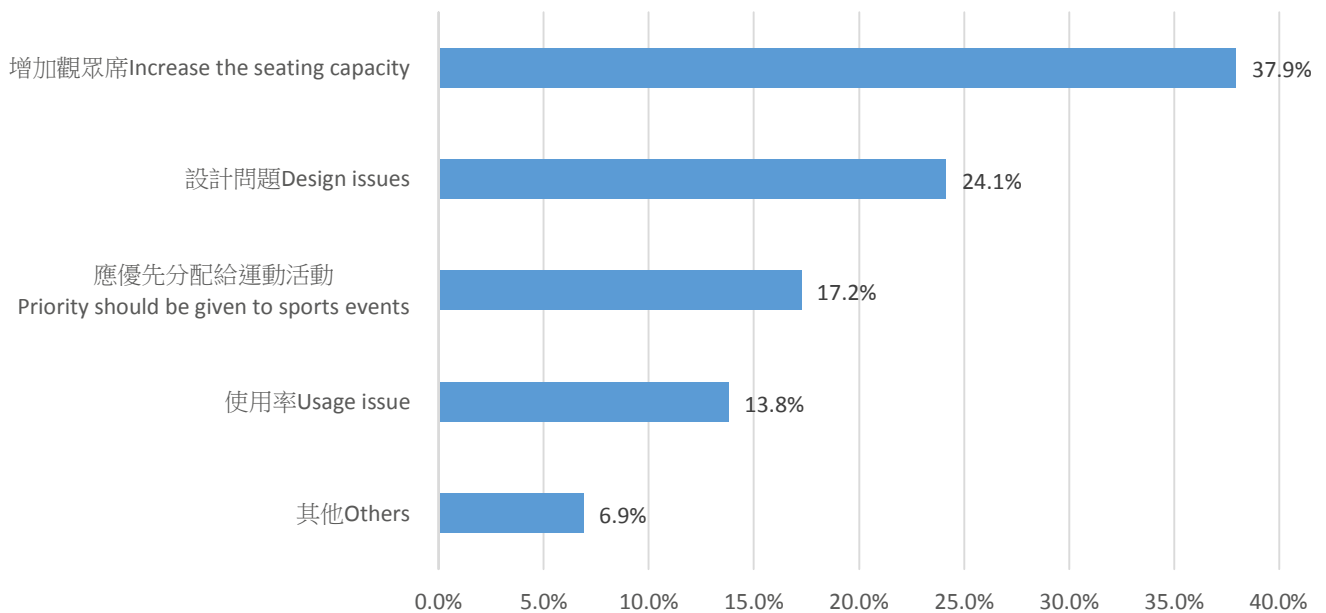
對於主場館的建議 Suggestions on the Main Stadium



對於室內體育館的建議 Suggestions on the Indoor Sports Centre

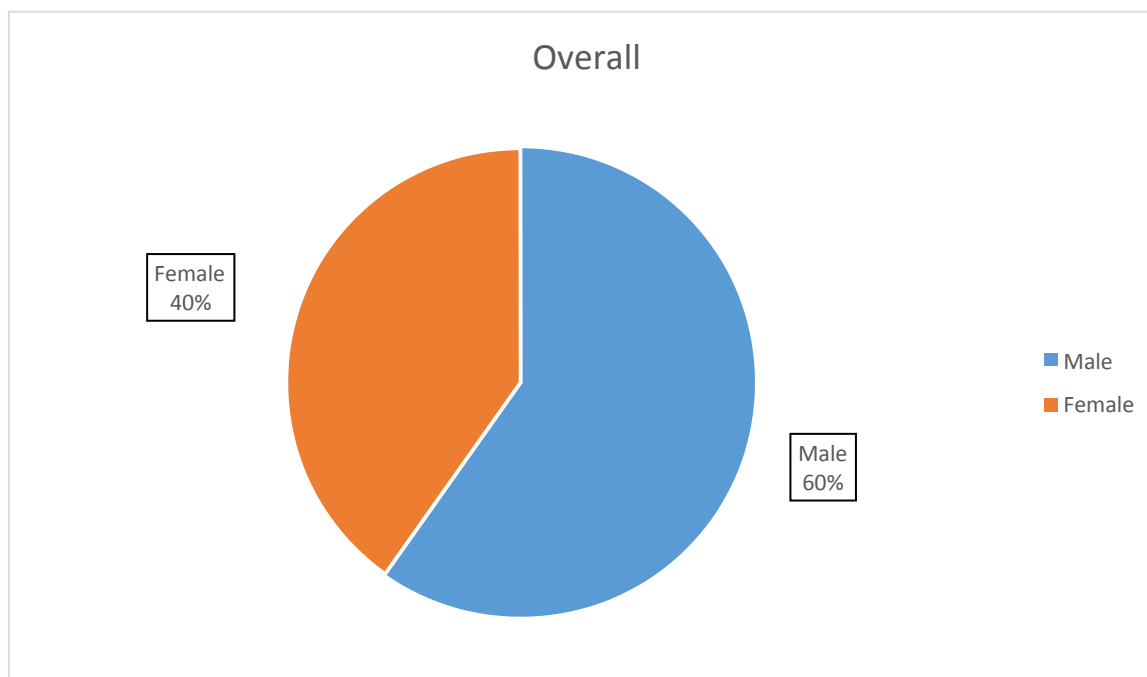


對於公眾運動場的建議 Suggestions on the Public Sports Ground



個人資料 Personal information

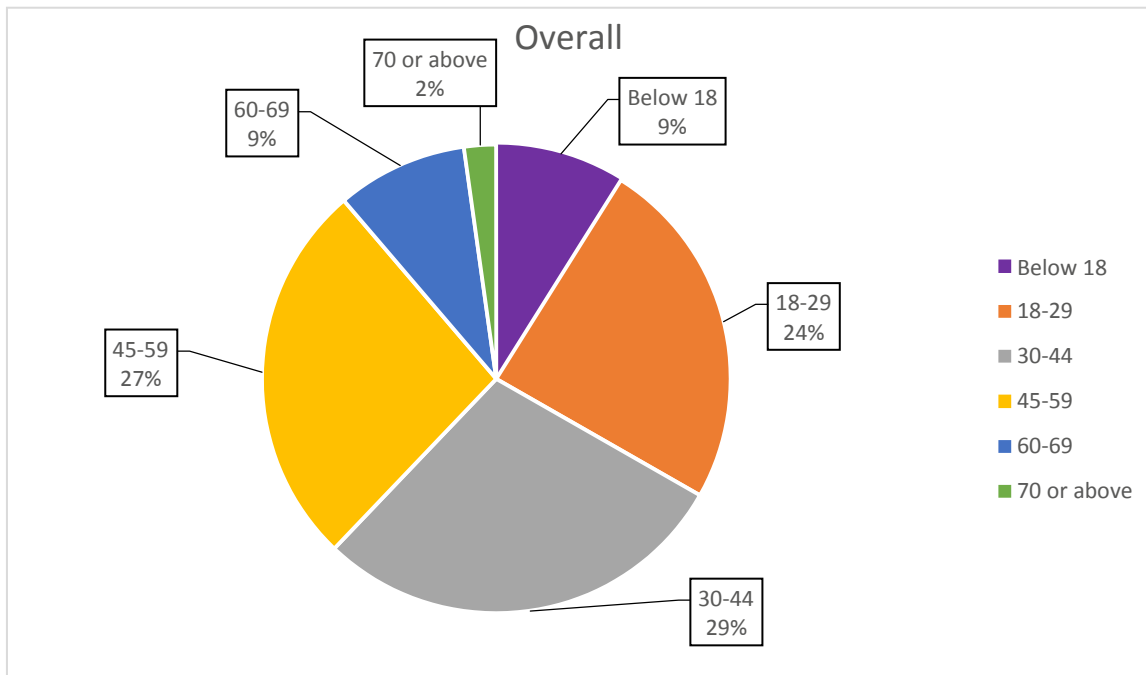
6. 性別 Gender



		<u>%</u>	<u>Count</u>
男	Male	59.8%	3,860
女	Female	40.2%	2,594
			<hr/> 6,454 <hr/>

	男 Male	女 Female
Batch 1	57.8%	42.2%
Batch 2	67.4%	32.6%
Batch 3	59.7%	40.3%
Batch 4	67.9%	32.1%
Batch 5	63.8%	36.2%
Batch 6	52.4%	47.6%
Batch 7	57.8%	42.2%
Batch 8	54.5%	45.5%
Cumulative	59.8%	40.2%

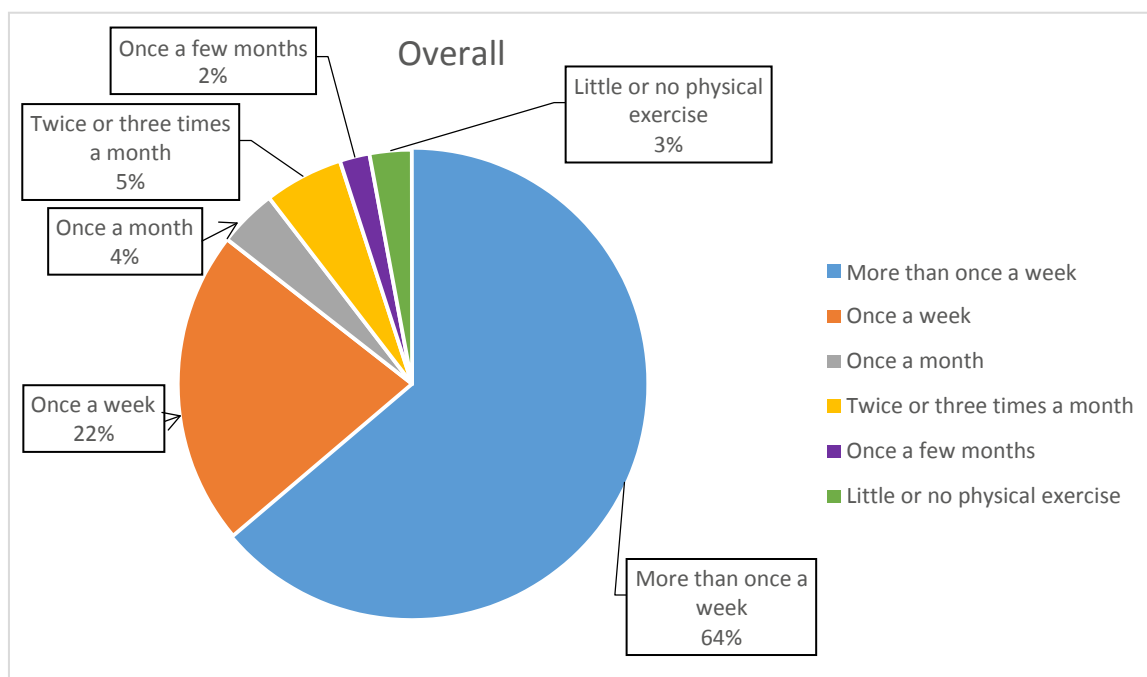
7. 年齡 Age



		<u>%</u>	<u>Count</u>
18歲以下	Below 18	8.9%	576
18 – 29歲	18-29	24.3%	1,571
30 – 44歲	30-44	28.9%	1,863
45 – 59歲	45-59	26.6%	1,718
60 – 69歲	60-69	9.0%	583
70歲或以上	70 or above	2.2%	143
			6,454

	18歲以下 Below 18	18 – 29歲 18-29	30 – 44歲 30-44	45 – 59歲 45-59	60 – 69歲 60-69	70歲或以上 70 or above
Batch 1	3.8%	24.7%	26.6%	35.5%	7.8%	1.4%
Batch 2	5.3%	25.0%	29.2%	29.7%	8.5%	2.3%
Batch 3	9.6%	16.6%	25.8%	29.0%	13.6%	5.4%
Batch 4	4.8%	19.5%	35.7%	30.3%	8.4%	1.2%
Batch 5	7.1%	29.6%	40.4%	17.5%	4.4%	1.1%
Batch 6	3.7%	10.1%	25.1%	28.5%	25.1%	7.6%
Batch 7	16.3%	24.7%	25.4%	22.3%	9.9%	1.4%
Batch 8	13.3%	33.1%	30.6%	19.4%	3.1%	0.5%
Cumulative	8.9%	24.3%	28.9%	26.6%	9.0%	2.2%

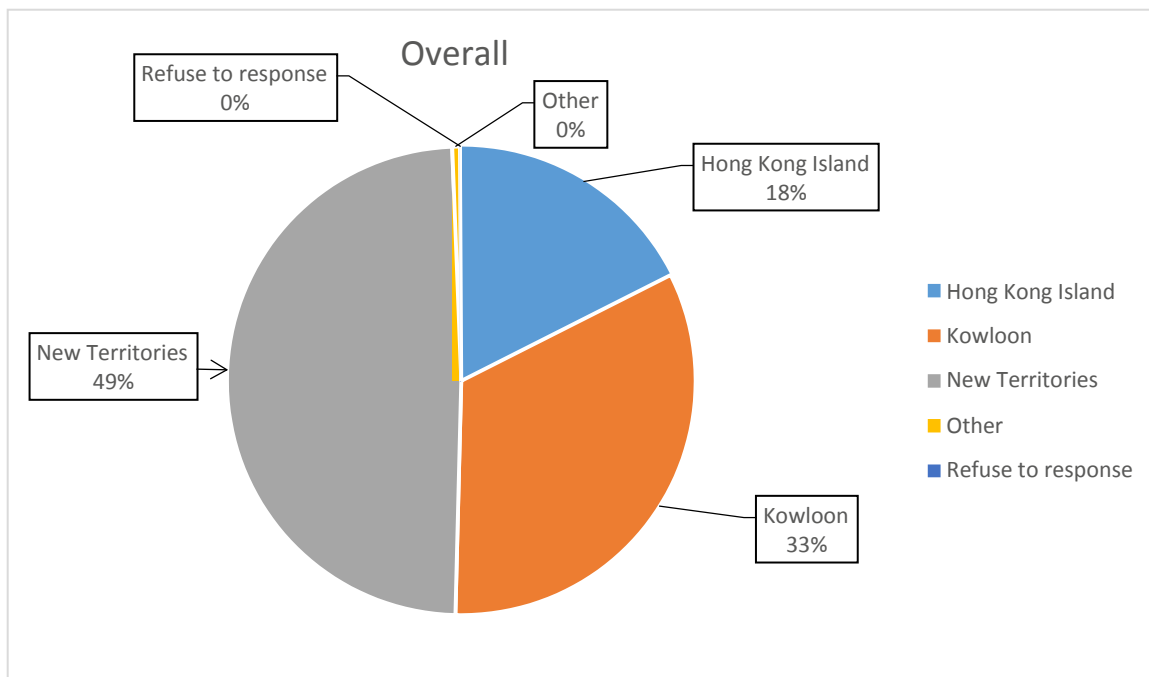
8. 在最近一年，你多久做一次運動？ In the past year, how frequently did you do physical exercise?



		<u>%</u>	<u>Count</u>
一星期多於一次	More than once a week	63.8%	4,118
約一星期一次	Once a week	21.8%	1,404
約一個月一次	Once a month	4.0%	259
約一個月兩或三次	Twice or three times a month	5.5%	352
約數月一次	Once a few months	2.1%	133
很少或沒有做運動	Little or no physical exercise	2.9%	188
			6,454

	一星期多於一次 More than once a week	約一星期一次 Once a week	約一個月一次 Once a month	約一個月兩或三次 Twice or three times a month	約數月一次 Once a few months	很少或沒有做運動 Little or no physical exercise
Batch 1	67.0%	21.2%	3.9%	2.7%	1.4%	3.7%
Batch 2	64.2%	21.8%	2.7%	7.0%	1.4%	3.0%
Batch 3	57.7%	20.7%	5.2%	9.7%	3.3%	3.3%
Batch 4	67.3%	22.5%	2.4%	4.2%	1.5%	2.1%
Batch 5	73.7%	19.2%	3.4%	1.8%	1.1%	0.9%
Batch 6	44.2%	24.8%	8.5%	9.6%	5.4%	7.6%
Batch 7	60.9%	25.8%	2.7%	6.2%	1.6%	2.8%
Batch 8	68.7%	18.0%	5.6%	3.7%	2.6%	1.4%
Cumulative	63.8%	21.8%	4.0%	5.5%	2.1%	2.9%

9. 居住地區 Residence



		<u>%</u>	<u>Count</u>
香港島	Hong Kong Island	17.5%	1,132
九龍	Kowloon	32.9%	2,121
新界	New Territories	49.0%	3,161
其他	Other	0.5%	34
拒絕回答	Refuse to response	0.1%	6
			6,454

	香港島 Hong Kong Island	九龍 Kowloon	新界 New Territories	其他 Other	拒絕回答 Refuse to response
Batch 1	24.1%	29.5%	46.2%	0.2%	0.0%
Batch 2	26.0%	27.7%	45.6%	0.4%	0.2%
Batch 3	20.5%	32.1%	46.7%	0.7%	0.0%
Batch 4	21.6%	35.4%	42.0%	0.6%	0.3%
Batch 5	16.9%	43.6%	37.6%	1.9%	0.0%
Batch 6	3.1%	56.6%	39.4%	0.6%	0.3%
Batch 7	9.5%	26.5%	63.4%	0.5%	0.2%
Batch 8	12.8%	35.4%	51.7%	0.1%	0.0%
Cumulative	17.5%	32.9%	49.0%	0.5%	0.1%

Appendix III:

Summary of comments received from
the open-ended question of the
questionnaire survey

Category		no.	%	Total	%
Suggestions on provision of facilities in the Sports Park	Facilities				
	Lawn bowling field	242	18.4		
	Beach volleyball / beach handball court	231	17.6		
	Swimming pool	156	11.9		
	Watersports centre	142	10.8		
	Wood ball field	88	6.7		
	Handball court	55	4.2		
	Climbing facilities (rock / ice climbing)	48	3.7		
	Tennis court	39	3.0		
	Volleyball court	27	2.1		
	Children activity room	21	1.6		
	Bowling alley	19	1.4		
	Gymnasium	17	1.3		
	Football pitch	17	1.3		
	Golf practice links	17	1.3		
	Extreme / unconventional sports	15	1.1		
	Leisure and sports facilities for elderly	14	1.1		
	Athletic field	14	1.1		
	Badminton court	13	1.0		
	Baseball field	10	0.8		
	Skating rink	9	0.7		
	Race track	9	0.7		
	Dancing room / ground	7	0.5		
	Hockey field	7	0.5		
	Softball Field	7	0.5		
	Skateboard grounds	6	0.5		
	Basketball court	6	0.5		
Yacht facilities	6	0.5			
Archery	6	0.5			
Roller skating	5	0.4			
Table tennis	5	0.4			
Bike arena	4	0.3			
Snooker room	4	0.3			
Others	49	3.7	1,315	43.6	

Category		no.	%	Total	%
Suggestions on planning of the Sports Park	Direction of development				
	Urge for implementation of the Sports Park as soon as possible	163	17.4		
	Consider the variety development of the Sports Park and needs of people of different ages	51	5.4		
	Provide more sports facilities which are not included in the project scope	44	4.7		
	Sports-oriented development and athlete centred support	39	4.2		
	Support for the development of the Sports Park	36	3.8		
	Avoid building a mega shopping mall in the Sports Park	31	3.3		
	Consider the needs of disabled people	13	1.4		
	Promote tourism	9	1.0		
	Attract international events and athletes to Hong Kong	8	0.9		
	Sub-total	394	42.0		
	Usage and objectives				
	Usage problem in the Sports Park	76	8.1		
	Priority should be given to athletes for training and competition	71	7.6		
	Operation problem of the Sports Park	35	3.7		
	Waste of resources (e.g. public fund and land resource)	30	3.2		
	Insufficient support for sports development	17	1.8		
	More promotion of the Sports Park	16	1.7		
	Low local demand for large-scale sports park	12	1.3		
	Concern about the Sports Park would mainly be used for concerts	9	1.0		
	Concern about light and noise pollution on nearby areas	4	0.4		
	Sub-total	270	28.8		
	Sports facilities and ancillary facilities				
	World-class standard facilities should be provided in the Sports Park	58	6.2		
	The Sports Park should be equipped with a variety of facilities	42	4.5		
	Provide adequate sports facilities for athletics training	12	1.3		
	Sub-total	112	11.9		
	Construction and design				
	The current design was lack of feature	50	5.3		
	Concerns on construction schedule (i.e. extension or delay of the construction work)	21	2.2		
	Sub-total	71	7.6		

Category		no.	%	Total	%
	Financial implication				
	Affordable fee for different classes in the society	30	3.2		
	High construction cost	27	2.9		
	Financial transparency	5	0.5		
	Sub-total	62	6.6		
	Others				
	Apart from infrastructure development, the policymaker should introduce new policy to promote sports development	13	1.4		
	Maintenance for other sports centre in different regions other than building the Sports Park	16	1.7		
	There were sufficient sports centre in Kowloon and Hong Kong Island, the Sports Park should located in New Territories instead	1	0.1		
	Sub-total	30	3.2		
Suggestions on improvement on facilities in the Sports Park	Improvement on facilities				
	Increase the length and linkage of the cycling track	64	29.9		
	Provision of more ancillary facilities (e.g. roof, seats, picnic area and botanical garden etc.)	39	18.2		
	Provision of food & beverages and water dispenser service	18	8.4		
	Provision of more plants	16	7.5		
	Provision of sufficient vehicle parking spaces	15	7.0		
	Provision of toilet / change room and lounge	14	6.5		
	Provision of parents and children facilities / hold relevant events	13	6.1		
	Facilities available for pets to enter / use	7	3.3		
	Problems related to the hotel in the Sports Park	6	2.8		
	Provision of pedestrian bridge	4	1.9		
	Provision of hot showers in change room	1	0.5		
	Others	17	7.9		
Suggestions on connectivity in the Sports Park	Connectivity				
	Comprehensive transportation network should be provided	125	64.4		
	Should locate the Sports Park at a location convenient to residents at different districts	48	24.7		
	Provide free shuttle bus between MTR stations and the Sports Park	21	10.8		

Category		no.	%	Total	%
Suggestions on activities to	Activities				
	Competitions	66	37.7		

be held in the Sports Park	Sports activities / events	41	23.4		
	Sports and other training / interest courses	19	10.9		
	Concert	13	7.4		
	Free public events	8	4.6		
	Carnival	5	2.9		
	School Athletic Meets	3	1.7		
	Commercial activities	3	1.7		
	Long distance running & Marathon	3	1.7		
	Cross harbor swimming	1	0.6		
	Others	13	7.4		
Suggestions on the Main Stadium	Main Stadium			100	3.3
	Increase the seating capacity	26	26.0		
	Strengthen turf maintenance	24	24.0		
	Design issues (e.g. to make reference to the oversea stadium design)	21	21.0		
	Increase the type of facilities (running track, emergency room, and room for referees)	16	16.0		
	For sports / race use only	6	6.0		
	No local demand for large-scale sports park	1	1.0		
	Others	6	6.0		
Suggestions on the Indoor Sports Centre	Indoor Sports Centre			52	1.7
	Increase the type of facilities in the Centre (e.g. 5-a-side soccer pitch, indoor track and field etc.)	15	28.8		
	Increase the seating capacity	13	25.0		
	Increase the quantity of the facilities in the Centre	12	23.1		
	Allow entertainment event to be held in the Centre	7	13.5		
	Provision of children activity room	1	1.9		
	Others	4	7.7		
Suggestions on the Public Sports Ground	Public Sports Ground			29	1.0
	Increase the seating capacity	11	37.9		
	Design issues (e.g. to make reference to the oversea stadium design)	7	24.1		
	Priority should be given to sports events	5	17.2		
	Usage issue (e.g. low incentive for the public to travel along to the Sports Park for the concerned facility)	4	13.8		
	Others	2	6.9		
			Total	3,018	100.0